

ROTATION: CCW
VIEW FROM : ODE

UNIT: mm

TOSHIBA RESERVES THE RIGHT TO MAKE CHANGES OF TECHNICAL IMPROVEMENT WITHOUT NOTICE. DO NOT USE FOR CONSTRUCTION, INSTALLATION, OR APPLICATION PURPOSES UNLESS THE DRAWING IS CERTIFIED.

B3-FOOT MOUNTED MOTOR
OL DRAWING IEC GLOBAL

TYPE: 2-4P - 400V
FRAME: 100L

TOLERANCES
X. ±2.0
X.X ±0.5
X.XX ±0.1

3HFN000152

MAXIMUM
MOTOR WEIGHT

- lbs.
- kgs.

01	Adding tolerance dimension "H"	T.Danh	Sep-10-18	B.Quynh
NO	REVISION	DRAWN BY	DATE	CHECK



DRAWN BY: HIEN. NGUYEN
CHECK BY: B.X.QUYNH
APPROVED BY: JAY BUGBEE
www.toshiba.com/ind

TOSHIBA

TOSHIBA INTERNATIONAL CORPORATION

TOSHIBA INTERNATIONAL CORPORATION Industrial Division / Houston Motor Plant SQUIRREL CAGE INDUCTION MOTOR PERFORMANCE SPECIFICATIONS	INDEX	MPCF-1033
	SHEET NO.	1 of 1
	ISSUED	7/31/13
	SUPERSEDES	11/8/96
	REVISION	2
	WRITTEN BY	MDC
	APPROVED BY	PAA

CUSTOMER: -
TIC SR No.: -

MOTOR NAMEPLATE DATA			
H.P.: -	VOLTS: 230/400	3 PH / 50 Hz	S. RPM: 3000
FRAME: 100L	ENCL: TEFC	FLAMPS: 9.9/5.7	FLRPM: 2890
FORM: FCK1	S.F.: -	IEC DESIGN N	INSUL CLASS: F
TYPE: IKH	AMB.: 40°C	CODE: -	DUTY: Cont.
MODEL No.: 0032SDMV7FS-PL		kW: 3	
NOM. EFF.: 87.1	MIN. EFF.: -	cosØ 0.87	

AMPERAGE	TORQUES	**BEARINGS:
LOCKED ROTOR: 95/55	FULL LOAD (lb-ft.): 7.3	DRIVE END: REFER TO NP
	LOCKED ROTOR (%): 420	OPPOSITE DRIVE END: REFER TO NP
	BREAK DOWN (%): 320	

EFFICIENCY	POWER FACTOR
FULL LOAD: 88.0	FULL LOAD: 87.1
3/4 LOAD: 88.1	3/4 LOAD: 82.9
1/2 LOAD: 86.7	1/2 LOAD: 73.4

ALL CHARACTERISTICS ARE AVERAGE EXPECTED VALUES BASED UPON RATED VOLTAGE, FREQUENCY AND SINEWAVE POWER INPUT.
THE DECLARED LOCKED ROTOR CURRENT HAS A TOLERANCE OF 20%.
* TEMPERATURE RISE WILL BE CONSISTENT WITH INSULATION, AMBIENT AND SERVICE FACTOR AS DEFINED BY NEMA-MG-12 OR -20.
** BEARINGS ARE THE ONLY RECOMMENDED SPARE PART(S).

CERTIFIED BY: Zichao Xie
DATE: 12/27/2019

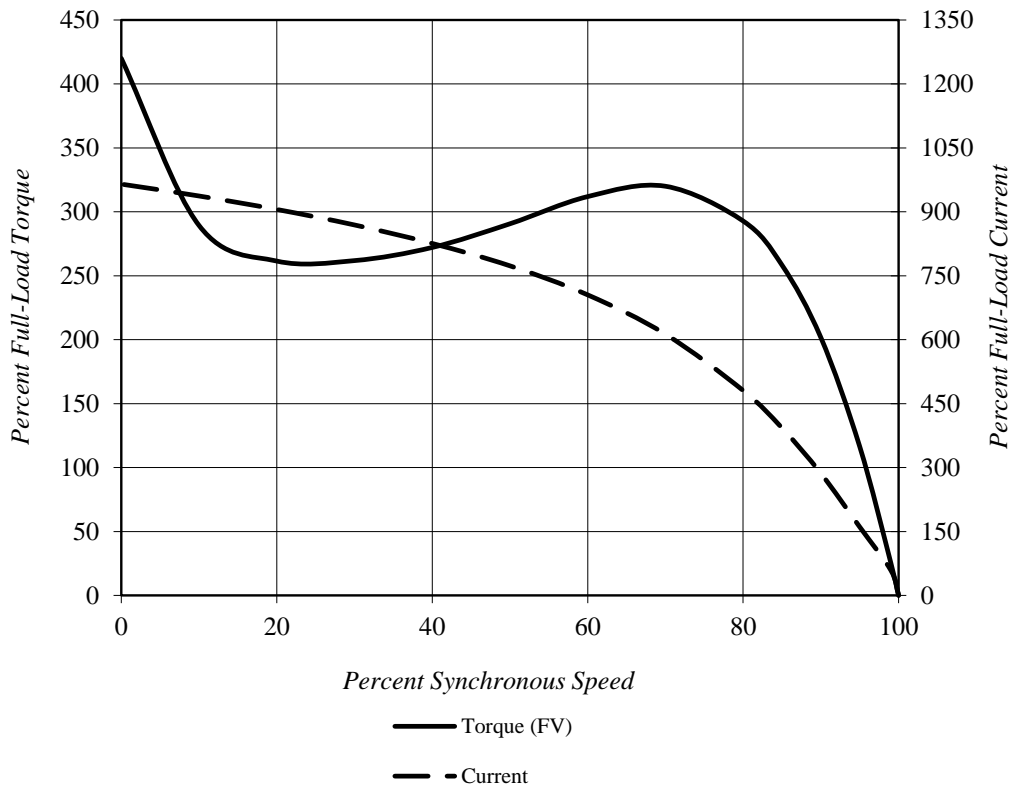
TOSHIBA INTERNATIONAL CORPORATION

Speed Torque/Current Curve

Model #:	0032SDMV7FS-PL			FLAmps:	9.9/5.7
Enclosure:	TEFC	Voltage:	230/400 V	Frame:	100L
Pole:	2	Frequency:	3 PH / 50 Hz	Ins. Class:	F
KW:	3	Rotor Inertia:	0.12 lb-ft ²	Date:	12/27/2019
FLRPM:	2890	Load Inertia:	N/A	File:	GH2003 (3kW)

Locked Rotor Amps:	95/55 A	Load Type:	N/A
Locked Rotor Torque:	420%	Starting at:	N/A
Breakdown Torque:	320%	Accel. Time:	N/A
Rated Torque:	7.3 lb-ft		

Design Values



Comments: PROJECT -

D.E.Curve #: GH2003 (3kW)

Prepared by: Zichao Xie

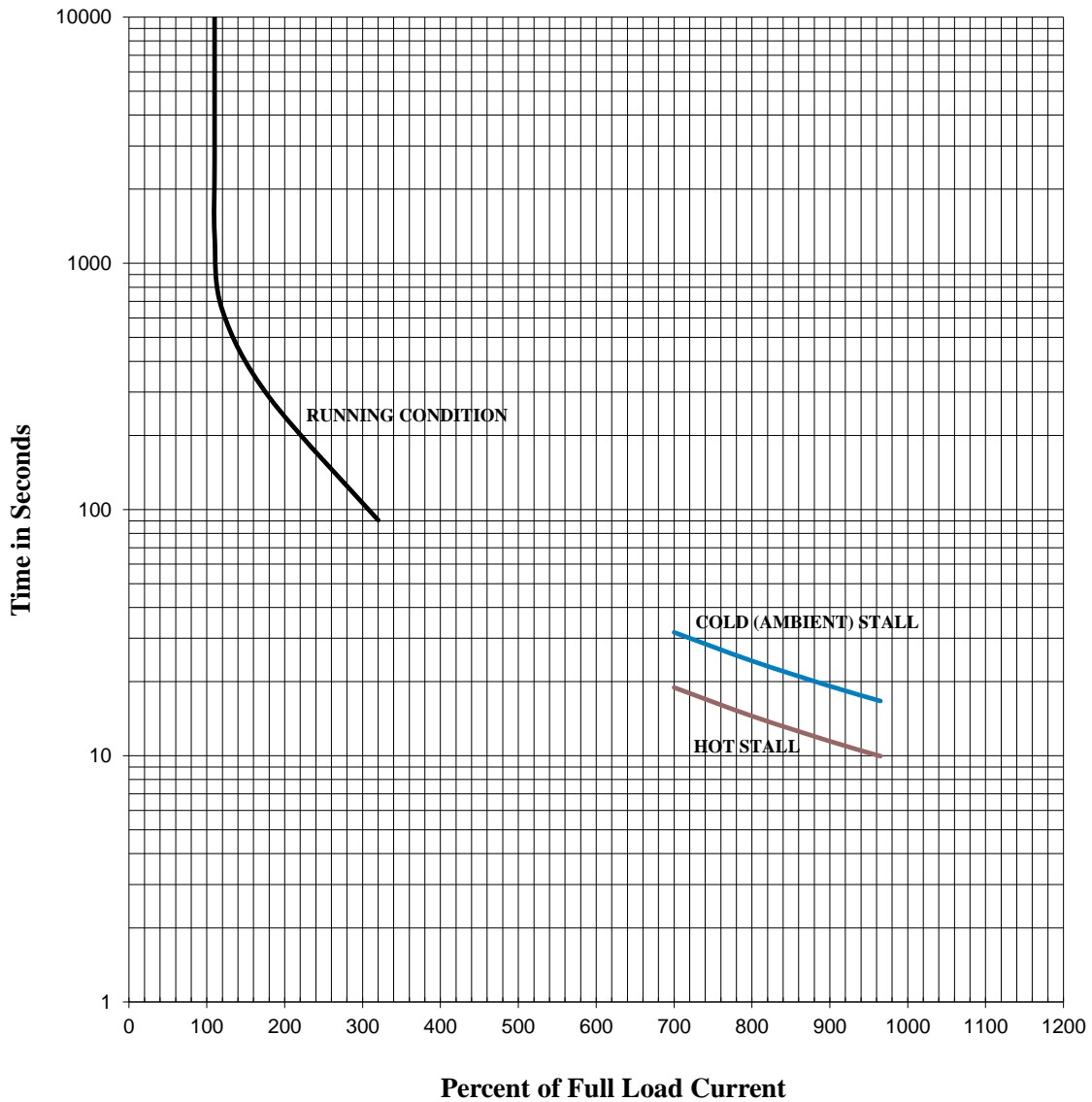
Checked by:

TOSHIBA INTERNATIONAL CORPORATION

Thermal Limit & Acceleration Curves

Design Values (For Reference Only)

Model #:	0032SDMV7FS-PL			FLAmps:	9.9/5.7
Enclosure:	TEFC	Voltage:	230/400 V	Frame:	100L
Pole:	2	Frequency:	3 PH / 50 Hz	Ins. Class:	F
KW:	3	Rotor Inertia:	0.12 lb-ft ²	Date:	12/27/2019
FLRPM:	2890	Load Inertia:	N/A	File:	GH2003 (3kW)



Comments: PROJECT - _____

D.E. Curve #: GH2003 (3kW)

Prepared by: Zichao Xie

Checked by:

TOSHIBA INTERNATIONAL CORPORATION Industrial Division / Houston Motor Plant SQUIRREL CAGE INDUCTION MOTOR PERFORMANCE SPECIFICATIONS	INDEX	MPCF-1033
	SHEET NO.	1 of 1
	ISSUED	7/31/13
	SUPERSEDES	11/8/96
	REVISION	2
	WRITTEN BY	MDC
	APPROVED BY	PAA

CUSTOMER: -
TIC SR No.: -

MOTOR NAMEPLATE DATA			
H.P.: -	VOLTS: 240/415	3 PH / 50 Hz	S. RPM: 3000
FRAME: 100L	ENCL: TEFC	FLAMPS: 9.9/5.7	FLRPM: 2895
FORM: FCK1	S.F.: -	IEC DESIGN N	INSUL CLASS: F
TYPE: IKH	AMB.: 40°C	CODE: -	DUTY: Cont.
MODEL No.: 0032SDMV7FS-PL		kW: 3	
NOM. EFF.: 87.1	MIN. EFF.: -	cosØ 0.83	

AMPERAGE	TORQUES	**BEARINGS:
LOCKED ROTOR: 99/57	FULL LOAD (lb-ft.): 7.3	DRIVE END: REFER TO NP
	LOCKED ROTOR (%): 520	OPPOSITE DRIVE END: REFER TO NP
	BREAK DOWN (%): 340	

EFFICIENCY	POWER FACTOR
FULL LOAD: 88.1	FULL LOAD: 83.8
3/4 LOAD: 88.0	3/4 LOAD: 78.3
1/2 LOAD: 86.2	1/2 LOAD: 67.2

ALL CHARACTERISTICS ARE AVERAGE EXPECTED VALUES BASED UPON RATED VOLTAGE, FREQUENCY AND SINEWAVE POWER INPUT.
THE DECLARED LOCKED ROTOR CURRENT HAS A TOLERANCE OF 20%.
* TEMPERATURE RISE WILL BE CONSISTENT WITH INSULATION, AMBIENT AND SERVICE FACTOR AS DEFINED BY NEMA-MG-12 OR -20.
** BEARINGS ARE THE ONLY RECOMMENDED SPARE PART(S).

CERTIFIED BY: Zichao Xie
DATE: 12/27/2019

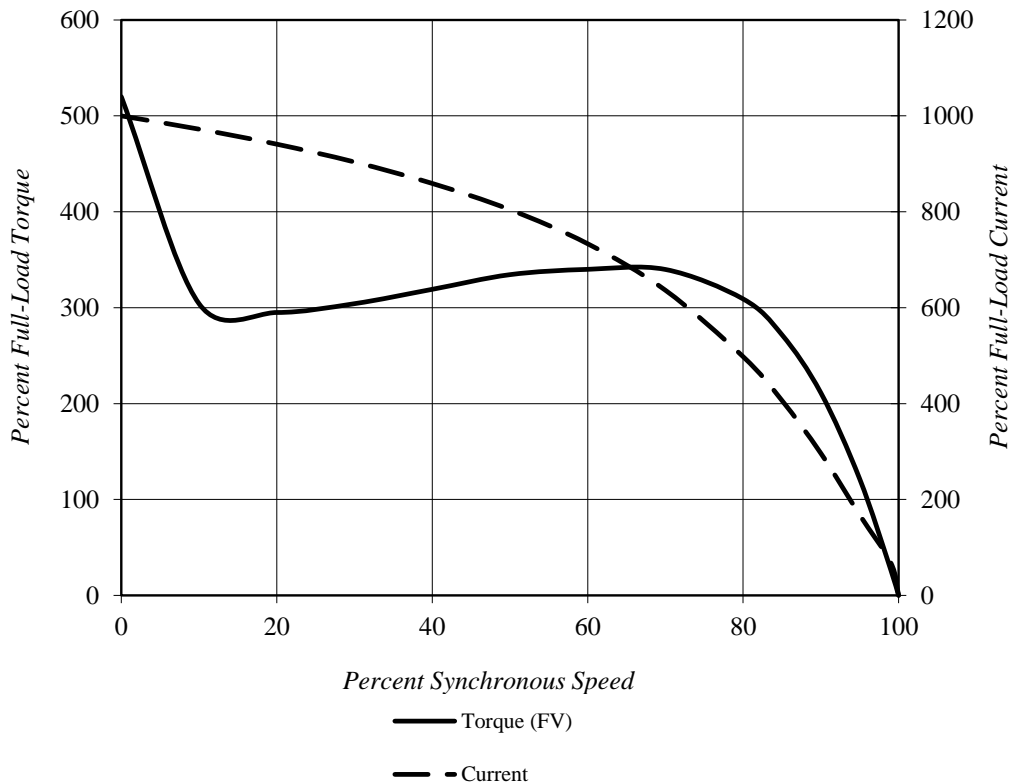
TOSHIBA INTERNATIONAL CORPORATION

Speed Torque/Current Curve

Model #:	0032SDMV7FS-PL			FLAmps:	9.9/5.7
Enclosure:	TEFC	Voltage:	240/415 V	Frame:	100L
Pole:	2	Frequency:	3 PH / 50 Hz	Ins. Class:	F
KW:	3	Rotor Inertia:	0.12 lb-ft ²	Date:	12/27/2019
FLRPM:	2895	Load Inertia:	N/A	File:	GH2003 (3kW)

Locked Rotor Amps:	99/57 A	Load Type:	N/A
Locked Rotor Torque:	520%	Starting at:	N/A
Breakdown Torque:	340%	Accel. Time:	N/A
Rated Torque:	7.3 lb-ft		

Design Values



Comments: PROJECT -

D.E. Curve #: GH2003 (3kW)

Prepared by: Zichao Xie

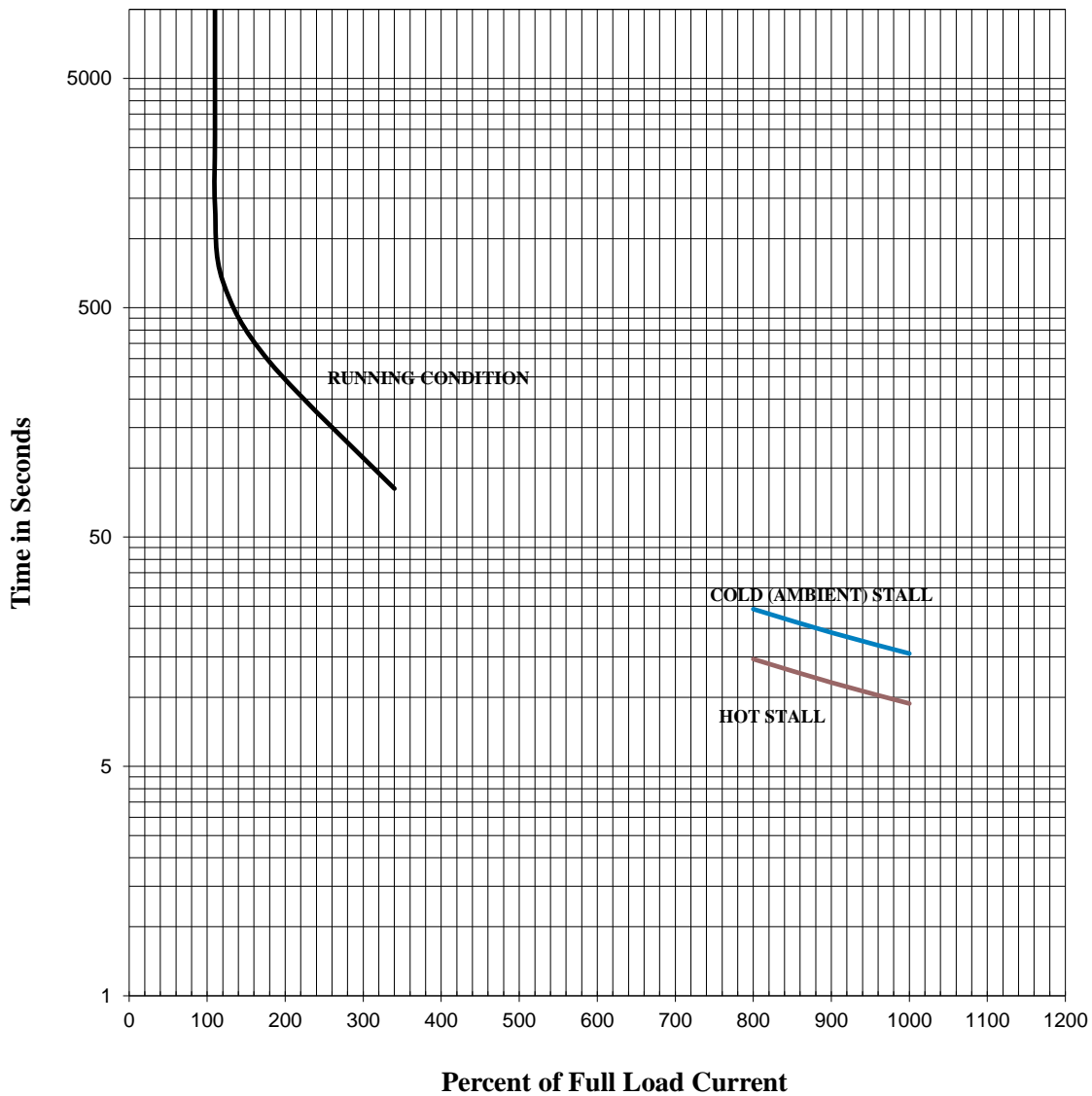
Checked by:

TOSHIBA INTERNATIONAL CORPORATION

Thermal Limit & Acceleration Curves

Design Values (For Reference Only)

Model #:	0032SDMV7FS-PL			FLAmps:	9.9/5.7
Enclosure:	TEFC	Voltage:	240/415 V	Frame:	100L
Pole:	2	Frequency:	3 PH / 50 Hz	Ins. Class:	F
KW:	3	Rotor Inertia:	0.12 lb-ft ²	Date:	12/27/2019
FLRPM:	2895	Load Inertia:	N/A	File:	GH2003 (3kW)



Comments: PROJECT - _____

D.E. Curve #: GH2003 (3kW)

Prepared by: Zichao Xie

Checked by:

TOSHIBA INTERNATIONAL CORPORATION
Industrial Division / Houston Motor Plant

SQUIRREL CAGE INDUCTION MOTOR
PERFORMANCE SPECIFICATIONS

INDEX	MPCF-1033
SHEET NO.	1 of 1
ISSUED	7/31/13
SUPERSEDES	11/8/96
REVISION	2
WRITTEN BY	MDC
APPROVED BY	PAA

CUSTOMER: -
TIC SR No.: -

MOTOR NAMEPLATE DATA

H.P.: -	VOLTS: 220/380	3 PH / 50 Hz	S. RPM: 3000
FRAME: 100L	ENCL: TEFC	FLAMPS: 10.2/5.9	FLRPM: 2875
FORM: FCK1	S.F.: -	IEC DESIGN N	INSUL CLASS: F
TYPE: IKH	AMB.: 40°C	CODE: -	DUTY: Cont.
MODEL No.: 0032SDMV7FS-PL		kW: 3	
NOM. EFF.: 87.1	MIN. EFF.: -	cosØ 0.89	

AMPERAGE

LOCKED ROTOR: 90/52

TORQUES

FULL LOAD (lb-ft.): 7.3
LOCKED ROTOR (%): 420
BREAK DOWN (%): 290

****BEARINGS:**

DRIVE END: REFER TO NP
OPPOSITE DRIVE END: REFER TO NP

EFFICIENCY

FULL LOAD: 86.9
3/4 LOAD: 87.5
1/2 LOAD: 86.6

POWER FACTOR

FULL LOAD: 89.0
3/4 LOAD: 86.1
1/2 LOAD: 78.9

ALL CHARACTERISTICS ARE AVERAGE EXPECTED VALUES BASED UPON RATED VOLTAGE,
FREQUENCY AND SINEWAVE POWER INPUT.

THE DECLARED LOCKED ROTOR CURRENT HAS A TOLERANCE OF 20%.

* TEMPERATURE RISE WILL BE CONSISTENT WITH INSULATION, AMBIENT AND SERVICE FACTOR AS
DEFINED BY NEMA-MG-12 OR -20.

** BEARINGS ARE THE ONLY RECOMMENDED SPARE PART(S).

CERTIFIED BY: Zichao Xie

DATE: 12/27/2019

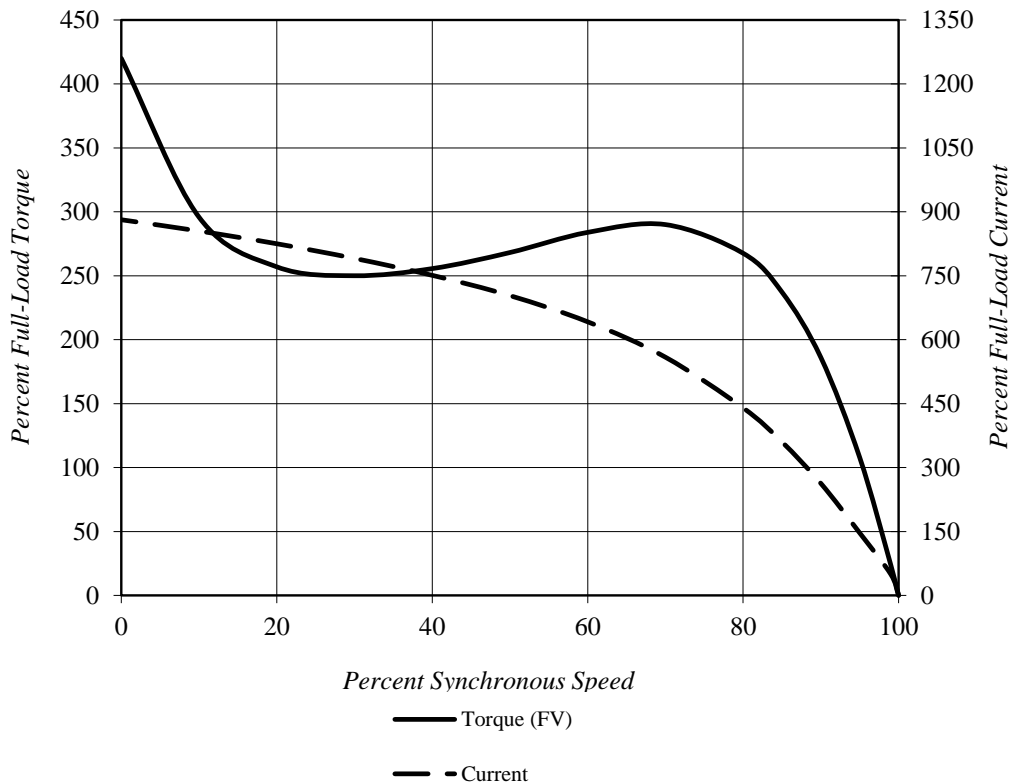
TOSHIBA INTERNATIONAL CORPORATION

Speed Torque/Current Curve

Model #:	0032SDMV7FS-PL			FLAmps:	10.2/5.9
Enclosure:	TEFC	Voltage:	220/380 V	Frame:	100L
Pole:	2	Frequency:	3 PH / 50 Hz	Ins. Class:	F
KW:	3	Rotor Inertia:	0.12 lb-ft ²	Date:	12/27/2019
FLRPM:	2875	Load Inertia:	N/A	File:	GH2003 (3kW)

Locked Rotor Amps:	90/52 A	Load Type:	N/A
Locked Rotor Torque:	420%	Starting at:	N/A
Breakdown Torque:	290%	Accel. Time:	N/A
Rated Torque:	7.3 lb-ft		

Design Values



Comments: PROJECT -

D.E. Curve #: GH2003 (3kW)

Prepared by: Zichao Xie

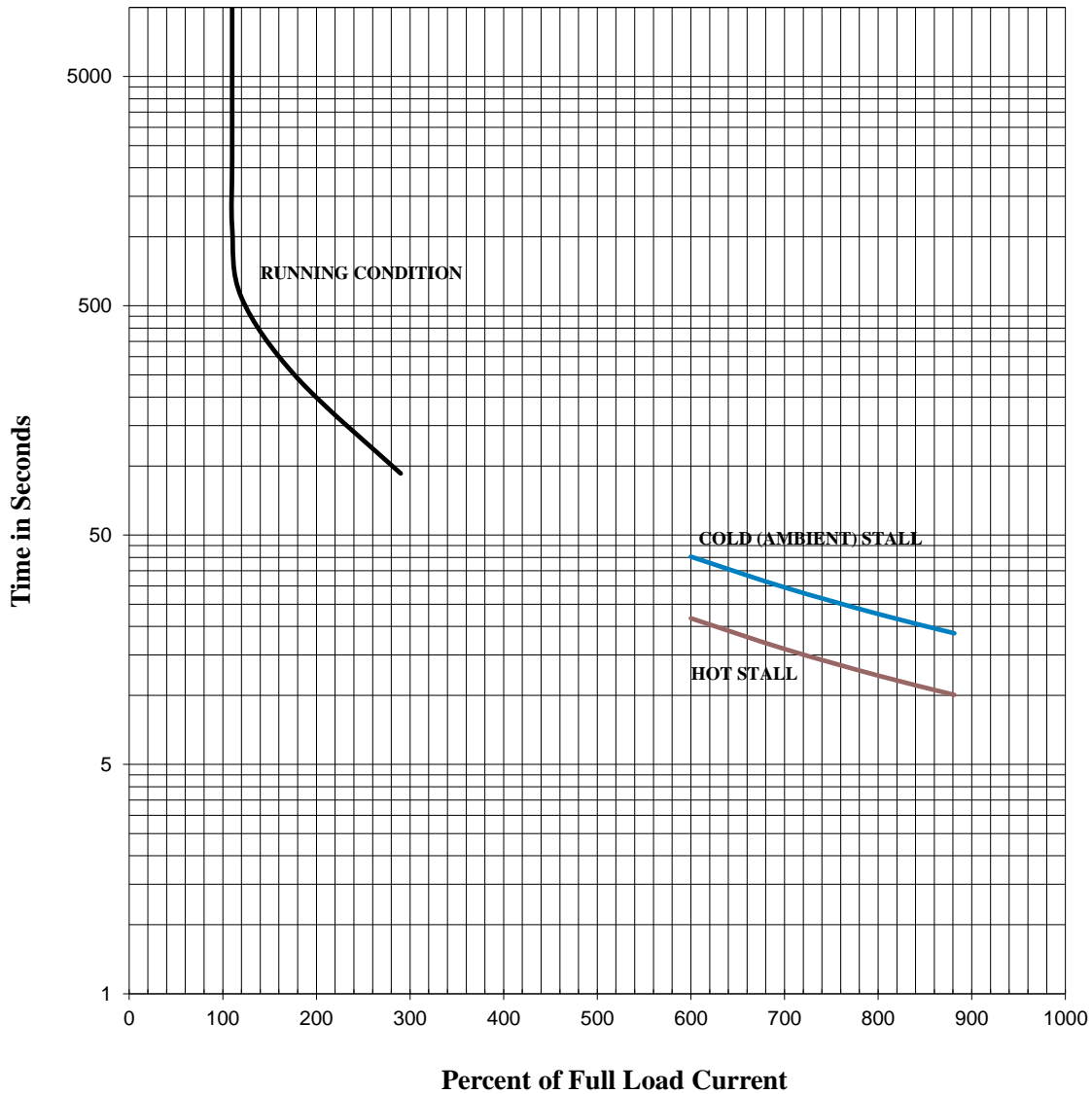
Checked by:

TOSHIBA INTERNATIONAL CORPORATION

Thermal Limit & Acceleration Curves

Design Values (For Reference Only)

Model #:	0032SDMV7FS-PL			FLAmps:	10.2/5.9
Enclosure:	TEFC	Voltage:	220/380 V	Frame:	100L
Pole:	2	Frequency:	3 PH / 50 Hz	Ins. Class:	F
KW:	3	Rotor Inertia:	0.12 lb-ft ²	Date:	12/27/2019
FLRPM:	2875	Load Inertia:	N/A	File:	GH2003 (3kW)



Comments: PROJECT _____

D.E. Curve #: GH2003 (3kW)

Prepared by: Zichao Xie

Checked by:

TOSHIBA INTERNATIONAL CORPORATION Industrial Division / Houston Motor Plant SQUIRREL CAGE INDUCTION MOTOR PERFORMANCE SPECIFICATIONS	INDEX	MPCF-1033
	SHEET NO.	1 of 1
	ISSUED	7/31/13
	SUPERSEDES	11/8/96
	REVISION	2
	WRITTEN BY	MDC
	APPROVED BY	PAA

CUSTOMER: -
TIC SR No.: -

MOTOR NAMEPLATE DATA			
H.P.: 4	VOLTS: 460	3 PH / 60 Hz	S. RPM: 3600
FRAME: 100L	ENCL: TEFC	FLAMPS: 4.9	FLRPM: 3510
FORM: FCK1	S.F.: 1.15	NEMA DESIGN: A	INSUL CLASS: F
TYPE: IKH	AMB.: 40°C	CODE: N	DUTY: Cont.
MODEL No.: 0032SDMV7FS-PL		kW: 3	
NOM. EFF.: 88.5	MIN. EFF.: -	P.F.: 86.0	

AMPERAGE	TORQUES	**BEARINGS:
LOCKED ROTOR: 57	FULL LOAD (lb-ft.): 6.0	DRIVE END: REFER TO NP
	LOCKED ROTOR (%): 475	OPPOSITE DRIVE END: REFER TO NP
	BREAK DOWN (%): 355	

EFFICIENCY	POWER FACTOR
FULL LOAD: 89.9	FULL LOAD: 86.0
3/4 LOAD: 89.4	3/4 LOAD: 81.8
1/2 LOAD: 87.3	1/2 LOAD: 72.4

ALL CHARACTERISTICS ARE AVERAGE EXPECTED VALUES BASED UPON RATED VOLTAGE, FREQUENCY AND SINEWAVE POWER INPUT.
THE DECLARED LOCKED ROTOR CURRENT HAS A TOLERANCE OF 20%.
* TEMPERATURE RISE WILL BE CONSISTENT WITH INSULATION, AMBIENT AND SERVICE FACTOR AS DEFINED BY NEMA-MG-12 OR -20.
** BEARINGS ARE THE ONLY RECOMMENDED SPARE PART(S).

CERTIFIED BY: Zichao Xie

DATE: 12/27/2019

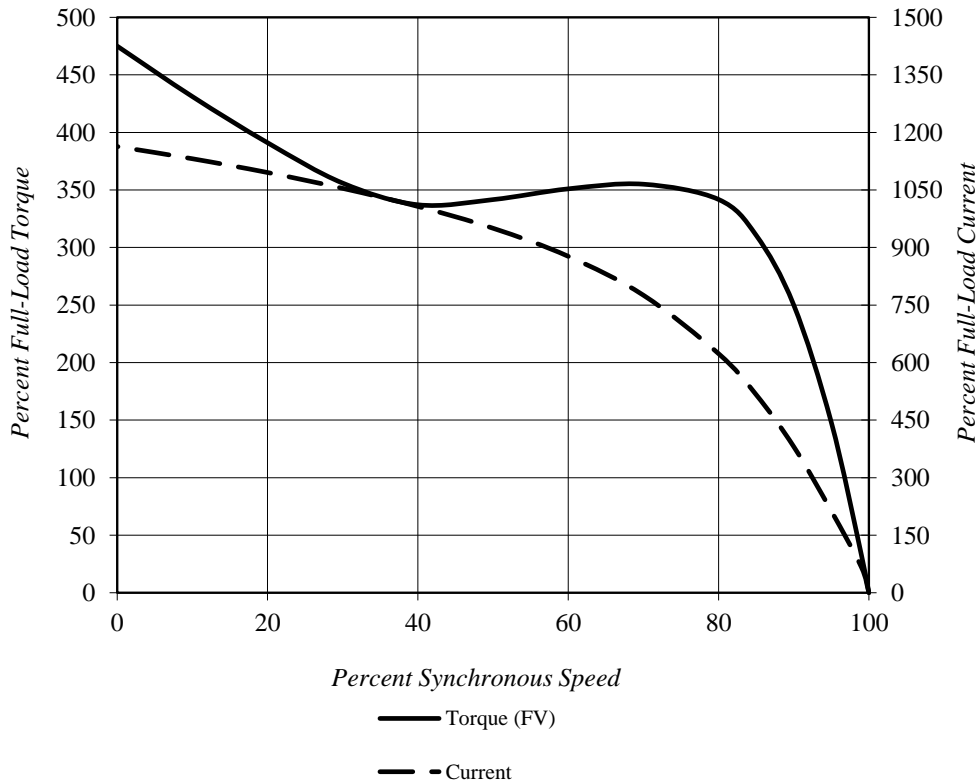
TOSHIBA INTERNATIONAL CORPORATION

Speed Torque/Current Curve

Model #:	0032SDMV7FS-PL			FLAmps:	4.9
Enclosure:	TEFC	Voltage:	460 V	Frame:	100L
Pole:	2	Frequency:	3 PH / 60 Hz	Ins. Class:	F
HP:	4	Rotor Inertia:	0.12 lb-ft ²	Date:	12/27/2019
FLRPM:	3510	Load Inertia:	N/A	File:	GH2003 (3kW)

Locked Rotor Amps:	57 A	Load Type:	N/A
Locked Rotor Torque:	475%	Starting at:	N/A
Breakdown Torque:	355%	Accel. Time:	N/A
Rated Torque:	6 lb-ft		

Design Values



Comments: PROJECT -

D.E. Curve #: GH2003 (3kW)

Prepared by: Zichao Xie

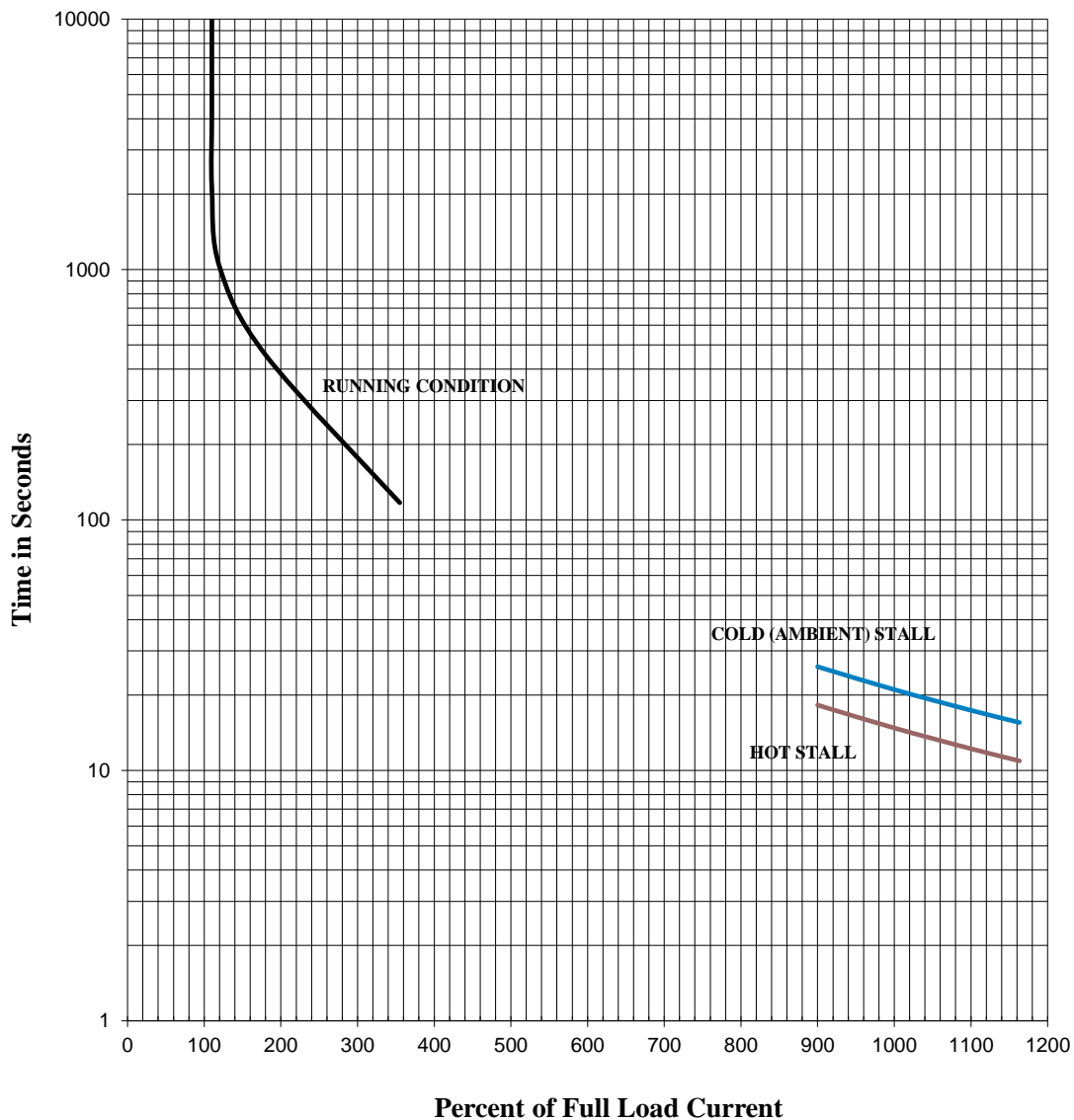
Checked by:

TOSHIBA INTERNATIONAL CORPORATION

Thermal Limit & Acceleration Curves

Design Values (For Reference Only)

Model #:	0032SDMV7FS-PL			FLAmps:	4.9
Enclosure:	TEFC	Voltage:	460 V	Frame:	100L
Pole:	2	Frequency:	3 PH / 60 Hz	Ins. Class:	F
HP:	4	Rotor Inertia:	0.12 lb-ft ²	Date:	12/27/2019
FLRPM:	3510	Load Inertia:	N/A	File:	GH2003 (3kW)



Comments: PROJECT - _____

D.E. Curve #: GH2003 (3kW)

Prepared by: Zichao Xie

Checked by: