

UNITS: INCHES
 ROTATION FROM NDE

CCW
 CW

NOTES:

1. MAIN CONDUIT BOX MAY BE ROTATED IN 90° INCREMENTS
2. STANDARD PRODUCT USES BI-DIRECTIONAL FAN. OPPOSITE ROTATION AVAILABLE ONLY BY CONNECTION CHANGE.
3. KEY DIMENSIONS EQUAL 0.250"x 0.250"x 1.75" (MOTOR SUPPLIED WITH KEY)

TOSHIBA RESERVES THE RIGHT TO MAKE CHANGES OF TECHNICAL IMPROVEMENT AND THE DATA MAY CHANGE WITHOUT NOTICE PRELIMINARY

DO NOT USE FOR CONSTRUCTION, INSTALLATION, OR APPLICATION PURPOSES UNLESS THE DRAWING IS MARKED AS CERTIFIED CERTIFIED

TOSHIBA
 www.toshiba.com/tic
 TOSHIBA INTERNATIONAL CORPORATION

SEVERE DUTY
EQP Global SD

TOTALLY ENCLOSED FAN COOLED
 ROUND BODY C-FACED
 3 PHASE INDUCTION MOTOR
 182TC-184TC F1 ASSEMBLY

DRAWING #: MDSL205-02
 REV. DATE: 06/21/18 REV. #: 2 PER.: M. O'DOWD
 REV. DESCRIP.:



| | | | |
|-------------|------------|------------|--|
| Issued Date | 12/18/2019 | Transmit # | |
| Issued By | dschoeck | Issued Rev | |

TYPICAL MOTOR PERFORMANCE DATA

Model: 0054SDSR44A-P

| HP | kW | Pole | FL RPM | Frame | Voltage | Hz | Phase | FL Amps |
|-----------|-----|------------|--------|-------|----------------|-------------|----------|--------------|
| 5 | 3.7 | 4 | 1750 | 184TC | 230/460 | 60 | 3 | 13.0/6.5 |
| Enclosure | IP | Ins. Class | S.F. | Duty | NEMA Nom. Eff. | NEMA Design | kVA Code | Ambient (°C) |
| TEFC | 55 | F | 1.15 | CONT | 89.5 | B | J | 40 C |

| Load | HP | kW | Amperes | Efficiency (%) | Power Factor (%) |
|--------------|------|-----|---------|----------------|------------------|
| Full Load | 5 | 3.7 | 6.5 | 89.7 | 81.2 |
| ¾ Load | 3.75 | 2.8 | 5.0 | 89.3 | 77.6 |
| ½ Load | 2.50 | 1.9 | 4.0 | 87.6 | 69.1 |
| ¼ Load | 1.25 | 0.9 | 2.8 | 81.7 | 51.1 |
| No Load | | | 2.7 | | 5.9 |
| Locked Rotor | | | 46 | | 52.8 |

| Torque | | | | Rotor wk ² Inertia (lb-ft ²) |
|-------------------|----------------------|-----------------|--------------------|---|
| Full Load (lb-ft) | Locked Rotor (% FLT) | Pull Up (% FLT) | Break Down (% FLT) | |
| 15 | 255 | 240 | 370 | 0.50 |

| Safe Stall Time(s) | | Sound Pressure dB(A) @ 1M | Bearings* | | Approx. Motor Weight (lbs) |
|--------------------|-----|---------------------------|-----------|----------|----------------------------|
| Cold | Hot | | DE | NDE | |
| 35 | 15 | - | 6306ZZC3 | 6306ZZC3 | 115 |

*Bearings are the only recommended spare part(s).

Motor Options:
 Product Family:EQP Global SD
 Mounting:C-Face Round,Shaft:T Shaft

| | |
|-------------|--|
| Customer | |
| Customer PO | |
| Sales Order | |
| Project # | |

Tag:

All characteristics are average expected values.

TOSHIBA INTERNATIONAL CORPORATION · HOUSTON, TEXAS U.S.A.

| | | | | | |
|-------------|-----------|------------------|-------------|-------------|---------------|
| Engineering | zxie | Doc. Written By | D. Suarez | Doc.# / Rev | MPCF-1119 / 1 |
| Engr. Date | 7/19/2019 | Doc. Approved By | M. Campbell | Doc. Issued | 9/20/2019 |



| | | | |
|-------------|------------|------------|--|
| Issued Date | 12/18/2019 | Transmit # | |
| Issued By | dschoeck | Issued Rev | |

TYPICAL MOTOR PERFORMANCE DATA

Model: 0054SDSR44A-P

| HP | kW | Pole | FL RPM | Frame | Voltage | Hz | Phase | FL Amps |
|-----------|-----|------------|--------|-------|----------------|-------------|----------|--------------|
| 5 | 3.7 | 4 | 1430 | 184TC | 190/380 | 50 | 3 | 16.6/8.3 |
| Enclosure | IP | Ins. Class | S.F. | Duty | NEMA Nom. Eff. | NEMA Design | kVA Code | Ambient (°C) |
| TEFC | 55 | F | 1.0 | CONT | 86.5 | B | H | 40 C |

| Load | HP | kW | Amperes | Efficiency (%) | Power Factor (%) |
|--------------|------|-----|---------|----------------|------------------|
| Full Load | 5 | 3.7 | 8.3 | 86.4 | 79.0 |
| ¾ Load | 3.75 | 2.8 | 6.5 | 87.7 | 74.6 |
| ½ Load | 2.50 | 1.9 | 5.0 | 87.1 | 64.7 |
| ¼ Load | 1.25 | 0.9 | 4.0 | 81.1 | 43.3 |
| No Load | | | 3.8 | | 6.5 |
| Locked Rotor | | | 52.9 | | 63.2 |

| Torque | | | | Rotor wk ² Inertia (lb-ft ²) |
|----------------------|-------------------------|--------------------|-----------------------|---|
| Full Load (lb-ft) | Locked Rotor (% FLT) | Pull Up (% FLT) | Break Down (% FLT) | |
| 18.4 | 220 | 200 | 280 | 0.43 |

| Safe Stall Time(s) | | Sound Pressure dB(A) @ 1M | Bearings* | | Approx. Motor Weight (lbs) |
|--------------------|-----|------------------------------|-----------|----------|-------------------------------|
| Cold | Hot | | DE | NDE | |
| 35 | 15 | - | 6306ZZC3 | 6306ZZC3 | 115 |

*Bearings are the only recommended spare part(s).

Motor Options:
 Product Family:EQP Global SD
 Mounting:C-Face Round,Shaft:T Shaft

| | |
|-------------|--|
| Customer | |
| Customer PO | |
| Sales Order | |
| Project # | |

Tag:

All characteristics are average expected values.

TOSHIBA INTERNATIONAL CORPORATION · HOUSTON, TEXAS U.S.A.

| | | | | | |
|-------------|----------|------------------|-------------|-------------|---------------|
| Engineering | garce | Doc. Written By | D. Suarez | Doc.# / Rev | MPCF-1119 / 1 |
| Engr. Date | 6/5/2015 | Doc. Approved By | M. Campbell | Doc. Issued | 9/20/2019 |



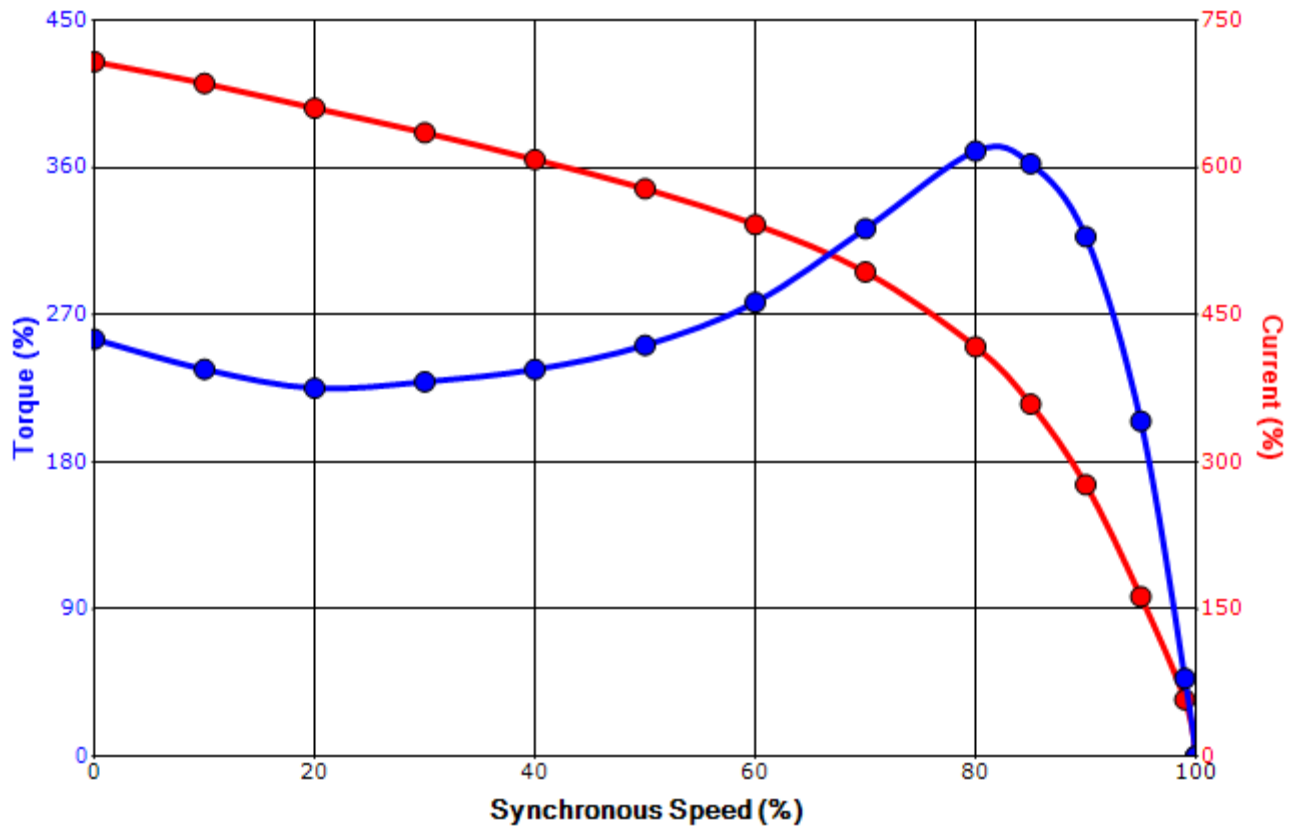
| | | | |
|-------------|------------|------------|--|
| Issued Date | 12/18/2019 | Transmit # | |
| Issued By | dschoeck | Issued Rev | |

SPEED TORQUE/CURRENT CURVE

Model: 0054SDSR44A-P

| | | | | | | | | |
|-------------------|---|-------------------|------------------|-------|----------------|-------------|----------------|--------------|
| HP | kW | Pole | FL RPM | Frame | Voltage | Hz | Phase | FL Amps |
| 5 | 3.7 | 4 | 1750 | 184TC | 230/460 | 60 | 3 | 13.0/6.5 |
| Enclosure | IP | Ins. Class | S.F. | Duty | NEMA Nom. Eff. | NEMA Design | kVA Code | Ambient (°C) |
| TEFC | 55 | F | 1.15 | CONT | 89.5 | B | J | 40 C |
| Locked Rotor Amps | Rotor wk ² Inertia (lb-ft ²) | Torque | | | | Pull Up (%) | Break Down (%) | |
| | | Full Load (lb-ft) | Locked Rotor (%) | | | | | |
| 46 | 0.50 | 15 | 255 | | 240 | 370 | | |

Design Values



| | | | |
|-------------|--|--|-----|
| Customer | | wk ² Load Inertia (lb-ft ²) | - |
| Customer PO | | Load Type | - |
| Sales Order | | Voltage (%) | 100 |
| Project # | | Accel. Time | - |

Tag:

All characteristics are average expected values.

TOSHIBA INTERNATIONAL CORPORATION · HOUSTON, TEXAS U.S.A.

| | | | | | |
|-------------|-----------|------------------|-------------|-------------|-------------|
| Engineering | zxie | Doc. Written By | D. Suarez | Doc.# / Rev | MPCF-1121/1 |
| Engr. Date | 7/19/2019 | Doc. Approved By | M. Campbell | Doc. Issued | 9/20/2019 |



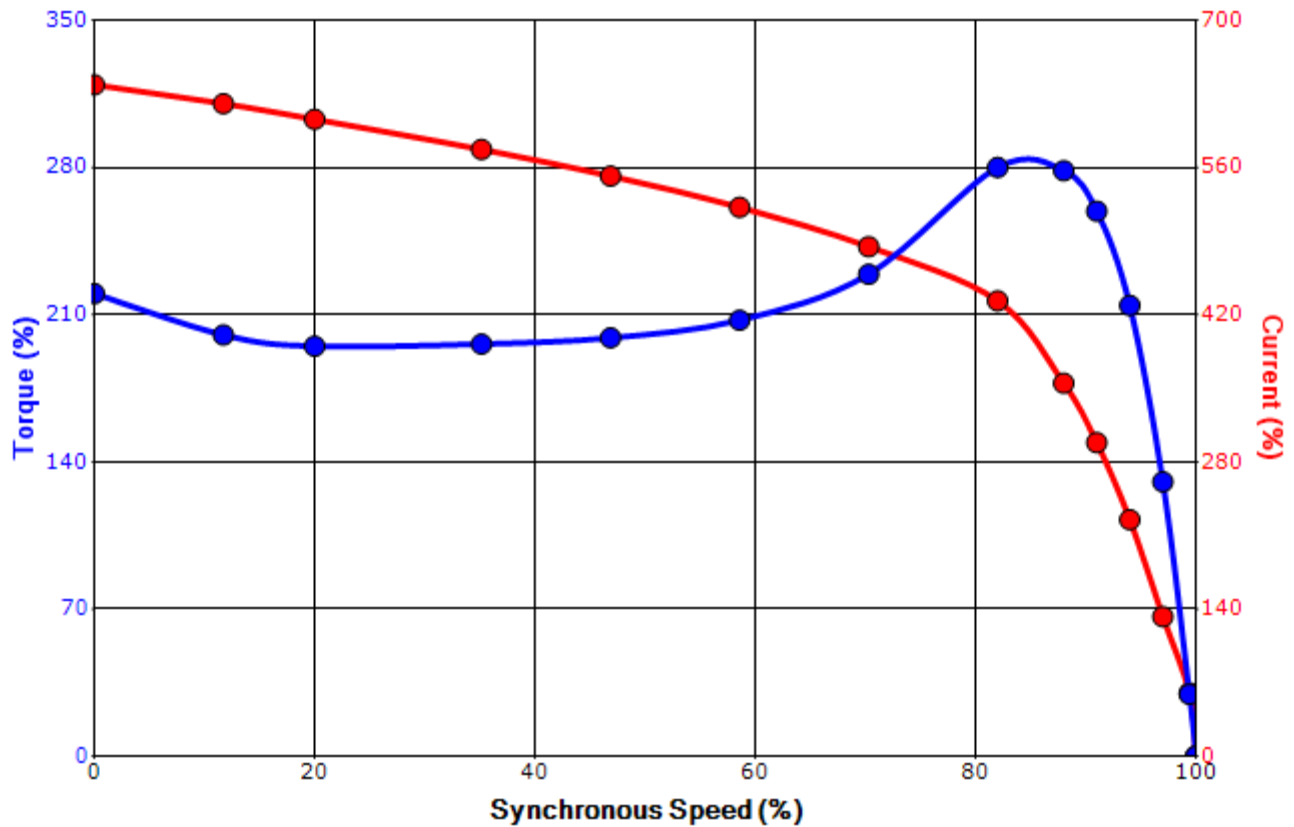
| | | | |
|-------------|------------|------------|--|
| Issued Date | 12/18/2019 | Transmit # | |
| Issued By | dschoeck | Issued Rev | |

SPEED TORQUE/CURRENT CURVE

Model: 0054SDSR44A-P

| | | | | | | | | |
|-------------------|---|-------------------|------------------|-------------|----------------|-------------|----------|--------------|
| HP | kW | Pole | FL RPM | Frame | Voltage | Hz | Phase | FL Amps |
| 5 | 3.7 | 4 | 1430 | 184TC | 190/380 | 50 | 3 | 16.6/8.3 |
| Enclosure | IP | Ins. Class | S.F. | Duty | NEMA Nom. Eff. | NEMA Design | kVA Code | Ambient (°C) |
| TEFC | 55 | F | 1.0 | CONT | 86.5 | B | H | 40 C |
| Locked Rotor Amps | Rotor wk ² Inertia (lb-ft ²) | Torque | | | | | | |
| | | Full Load (lb-ft) | Locked Rotor (%) | Pull Up (%) | Break Down (%) | | | |
| 52.9 | 0.43 | 18.4 | 220 | 200 | 280 | | | |

Design Values



| | | | |
|-------------|--|--|-----|
| Customer | | wk ² Load Inertia (lb-ft ²) | - |
| Customer PO | | Load Type | - |
| Sales Order | | Voltage (%) | 100 |
| Project # | | Accel. Time | - |

Tag:

All characteristics are average expected values.

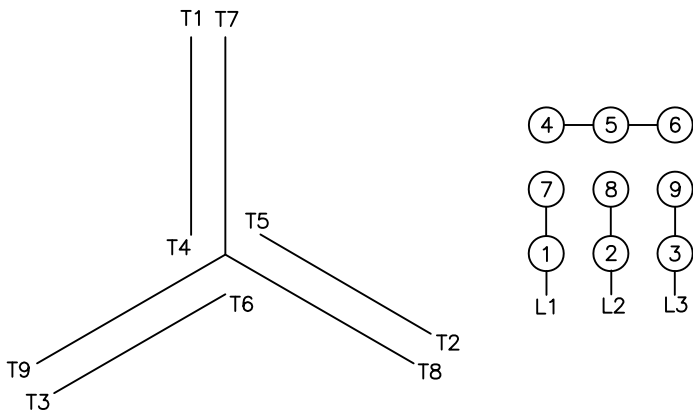
TOSHIBA INTERNATIONAL CORPORATION · HOUSTON, TEXAS U.S.A.

| | | | | | |
|-------------|----------|------------------|-------------|-------------|-------------|
| Engineering | garce | Doc. Written By | D. Suarez | Doc.# / Rev | MPCF-1121/1 |
| Engr. Date | 6/5/2015 | Doc. Approved By | M. Campbell | Doc. Issued | 9/20/2019 |

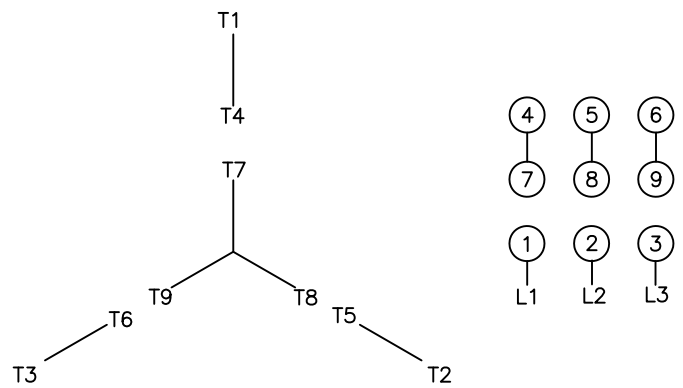
Motor Connection Diagrams
9 Leads

Across-the-Line Starting / Running Connections

Low Voltage Wye



High Voltage Wye



Switch L1 and L2 to reverse rotation