

UNIT: mm

ROTATION: CCW
VIEW FROM: FROM

TOSHIBA RESERVES THE RIGHT TO MAKE CHANGES OF TECHNICAL IMPROVEMENT WITHOUT NOTICE. DO NOT USE FOR CONSTRUCTION, INSTALLATION, OR APPLICATION PURPOSES UNLESS THE DRAWING IS CERTIFIED.

B35-FLANGE MOTOR OL DRAWING IEC GLOBAL		TYPE: 2-4-6P - 400V	TOLERANCES								
3HFN000327		FRAME: 80M	X. ±2.0	X.X ±0.5							
TOSHIBA TOSHIBA INTERNATIONAL CORPORATION		MAXIMUM MOTOR WEIGHT -- lbs. -- kgs.		0 FIRST ISSUE							DRAWN BY: HIEN, NGUYEN CHECK BY: B.X.QUYNH APPROVED BY: JAY BUGBEE www.toshiba.com/ind
				NO	REVISION	DRAWN BY	DATE	CHECK			

TOSHIBA INTERNATIONAL CORPORATION
Industrial Division / Houston Motor Plant

SQUIRREL CAGE INDUCTION MOTOR
PERFORMANCE SPECIFICATIONS

INDEX	MPCF-1033
SHEET NO.	1 of 1
ISSUED	7/31/13
SUPERSEDES	11/8/96
REVISION	2
WRITTEN BY	MDC
APPROVED BY	PAA

CUSTOMER: -
TIC SR No.: -

MOTOR NAMEPLATE DATA

H.P.: -	VOLTS: 230/400	3 PH / 50 Hz	S. RPM: 1500
FRAME: 80M	ENCL: TEFC	FLAMPS: 3.1/1.8	FLRPM: 1440
FORM: FBKL1	S.F.: -	IEC DESIGN N	INSUL CLASS: F
TYPE: IKH	AMB.: 40°C	CODE: -	DUTY: Cont.
MODEL No.: X754SDMV7GS-P		kW: 0.75	
NOM. EFF.: 82.5	MIN. EFF.: -	cosØ 0.69	

AMPERAGE

LOCKED ROTOR: 22/12.8

TORQUES

FULL LOAD (lb-ft.): 3.6
LOCKED ROTOR (%): 355
BREAK DOWN (%): 252

****BEARINGS:**

DRIVE END: REFER TO NP
OPPOSITE DRIVE END: REFER TO NP

EFFICIENCY

FULL LOAD: 85.5
3/4 LOAD: 84.6
1/2 LOAD: 80.9

POWER FACTOR

FULL LOAD: 69.3
3/4 LOAD: 61.2
1/2 LOAD: 48.8

ALL CHARACTERISTICS ARE AVERAGE EXPECTED VALUES BASED UPON RATED VOLTAGE,
FREQUENCY AND SINEWAVE POWER INPUT.

THE DECLARED LOCKED ROTOR CURRENT HAS A TOLERANCE OF 20%.

* TEMPERATURE RISE WILL BE CONSISTENT WITH INSULATION, AMBIENT AND SERVICE FACTOR AS
DEFINED BY NEMA-MG-12 OR -20.

** BEARINGS ARE THE ONLY RECOMMENDED SPARE PART(S).

CERTIFIED BY: Zichao Xie

DATE: 10/17/2019

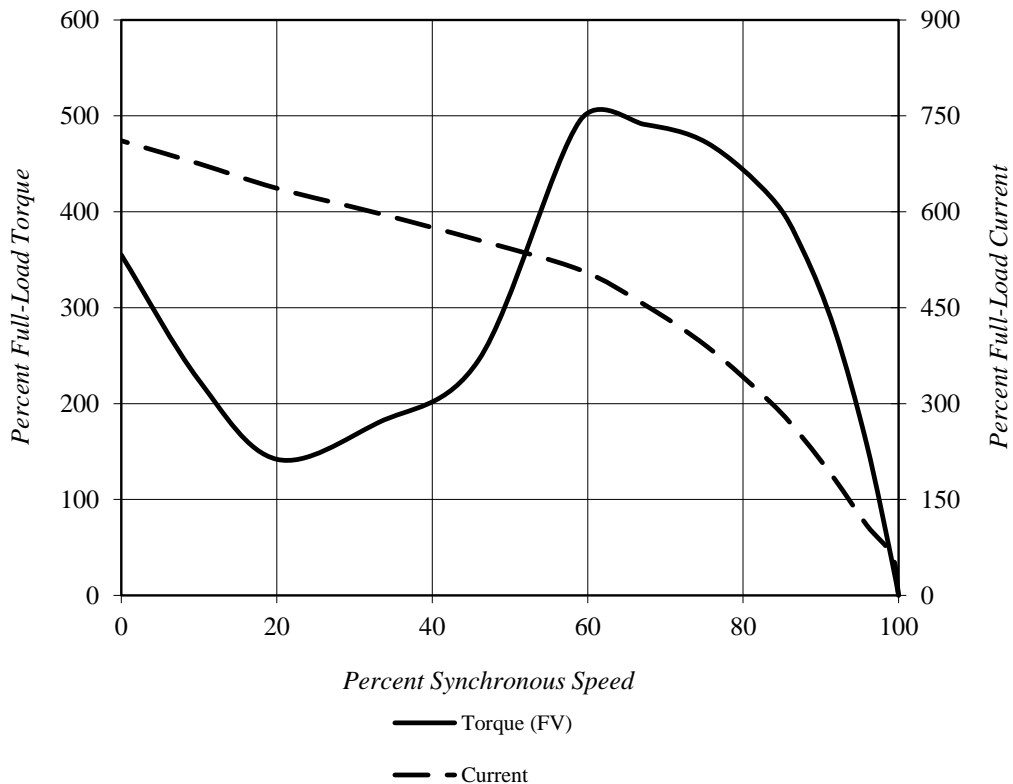
TOSHIBA INTERNATIONAL CORPORATION

Speed Torque/Current Curve

Model #:	X754SDMV7GS-P			FLAmps:	3.1/1.8
Enclosure:	TEFC	Voltage:	230/400 V	Frame:	80M
Pole:	4	Frequency:	3 PH / 50 Hz	Ins. Class:	F
KW:	0.75	Rotor Inertia:	0.11 lb-ft ²	Date:	10/17/2019
FLRPM:	1440	Load Inertia:	N/A	File:	H4X75 (0.75kW)

Locked Rotor Amps:	22/12.8 A	Load Type:	N/A
Locked Rotor Torque:	355%	Starting at:	N/A
Breakdown Torque:	252%	Accel. Time:	N/A
Rated Torque:	3.6 lb-ft		

Design Values



Comments: PROJECT -

D.E. Curve #: H4X75 (0.75kW)

Prepared by: Zichao Xie

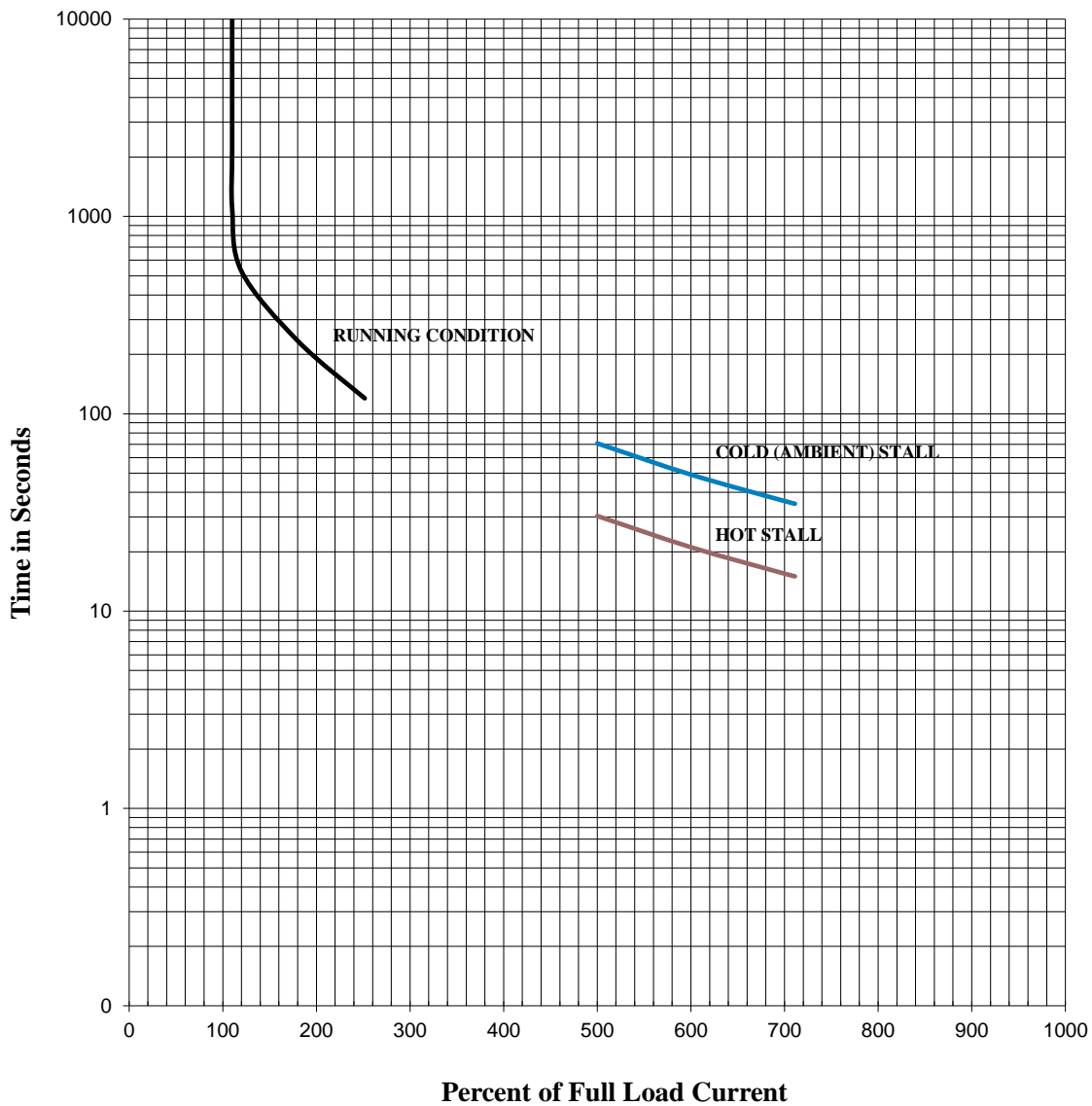
Checked by:

TOSHIBA INTERNATIONAL CORPORATION

Thermal Limit & Acceleration Curves

Design Values (For Reference Only)

Model #:	X754SDMV7GS-P			FLAmps:	3.1/1.8
Enclosure:	TEFC	Voltage:	230/400 V	Frame:	80M
Pole:	4	Frequency:	3 PH / 50 Hz	Ins. Class:	F
KW:	0.75	Rotor Inertia:	0.11 lb-ft ²	Date:	10/17/2019
FLRPM:	1440	Load Inertia:	N/A	File:	iH4X75 (0.75kW)



Comments: PROJECT -

D.E. Curve #: iH4X75 (0.75kW)

Prepared by: Zichao Xie

Checked by:

TOSHIBA INTERNATIONAL CORPORATION
Industrial Division / Houston Motor Plant

SQUIRREL CAGE INDUCTION MOTOR
PERFORMANCE SPECIFICATIONS

INDEX	MPCF-1033
SHEET NO.	1 of 1
ISSUED	7/31/13
SUPERSEDES	11/8/96
REVISION	2
WRITTEN BY	MDC
APPROVED BY	PAA

CUSTOMER: -
TIC SR No.: -

MOTOR NAMEPLATE DATA

H.P.: -	VOLTS: 240/415	3 PH / 50 Hz	S. RPM: 1500
FRAME: 80M	ENCL: TEFC	FLAMPS: 3.1/1.8	FLRPM: 1450
FORM: FBKL1	S.F.: -	IEC DESIGN N	INSUL CLASS: F
TYPE: IKH	AMB.: 40°C	CODE: -	DUTY: Cont.
MODEL No.: X754SDMV7GS-P		kW: 0.75	
NOM. EFF.: 82.5	MIN. EFF.: -	cosØ 0.68	

AMPERAGE

LOCKED ROTOR: 24/13.7

TORQUES

FULL LOAD (lb-ft.): 3.6
 LOCKED ROTOR (%): 450
 BREAK DOWN (%): 269

****BEARINGS:**

DRIVE END: REFER TO NP
 OPPOSITE DRIVE END: REFER TO NP

EFFICIENCY

FULL LOAD: 85.8
 3/4 LOAD: 84.5
 1/2 LOAD: 80.2

POWER FACTOR

FULL LOAD: 68.2
 3/4 LOAD: 59.6
 1/2 LOAD: 47.0

ALL CHARACTERISTICS ARE AVERAGE EXPECTED VALUES BASED UPON RATED VOLTAGE,
 FREQUENCY AND SINEWAVE POWER INPUT.

THE DECLARED LOCKED ROTOR CURRENT HAS A TOLERANCE OF 20%.

* TEMPERATURE RISE WILL BE CONSISTENT WITH INSULATION, AMBIENT AND SERVICE FACTOR AS
 DEFINED BY NEMA-MG-12 OR -20.

** BEARINGS ARE THE ONLY RECOMMENDED SPARE PART(S).

CERTIFIED BY: Zichao Xie

DATE: 10/17/2019

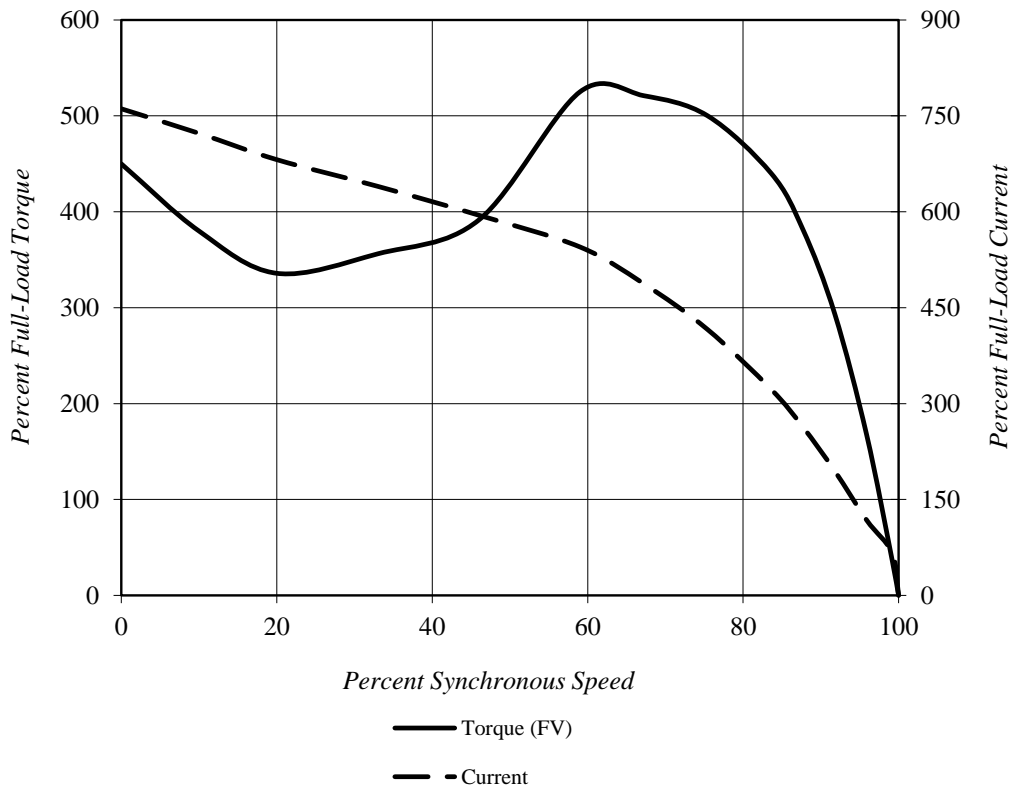
TOSHIBA INTERNATIONAL CORPORATION

Speed Torque/Current Curve

Model #:	X754SDMV7GS-P			FLAmps:	3.1/1.8
Enclosure:	TEFC	Voltage:	240/415 V	Frame:	80M
Pole:	4	Frequency:	3 PH / 50 Hz	Ins. Class:	F
KW:	0.75	Rotor Inertia:	0.11 lb-ft ²	Date:	10/17/2019
FLRPM:	1450	Load Inertia:	N/A	File:	H4X75 (0.75kW)

Locked Rotor Amps:	24/13.7 A	Load Type:	N/A
Locked Rotor Torque:	450%	Starting at:	N/A
Breakdown Torque:	269%	Accel. Time:	N/A
Rated Torque:	3.6 lb-ft		

Design Values



Comments: PROJECT -

D.E.Curve #: H4X75 (0.75kW)

Prepared by: Zichao Xie

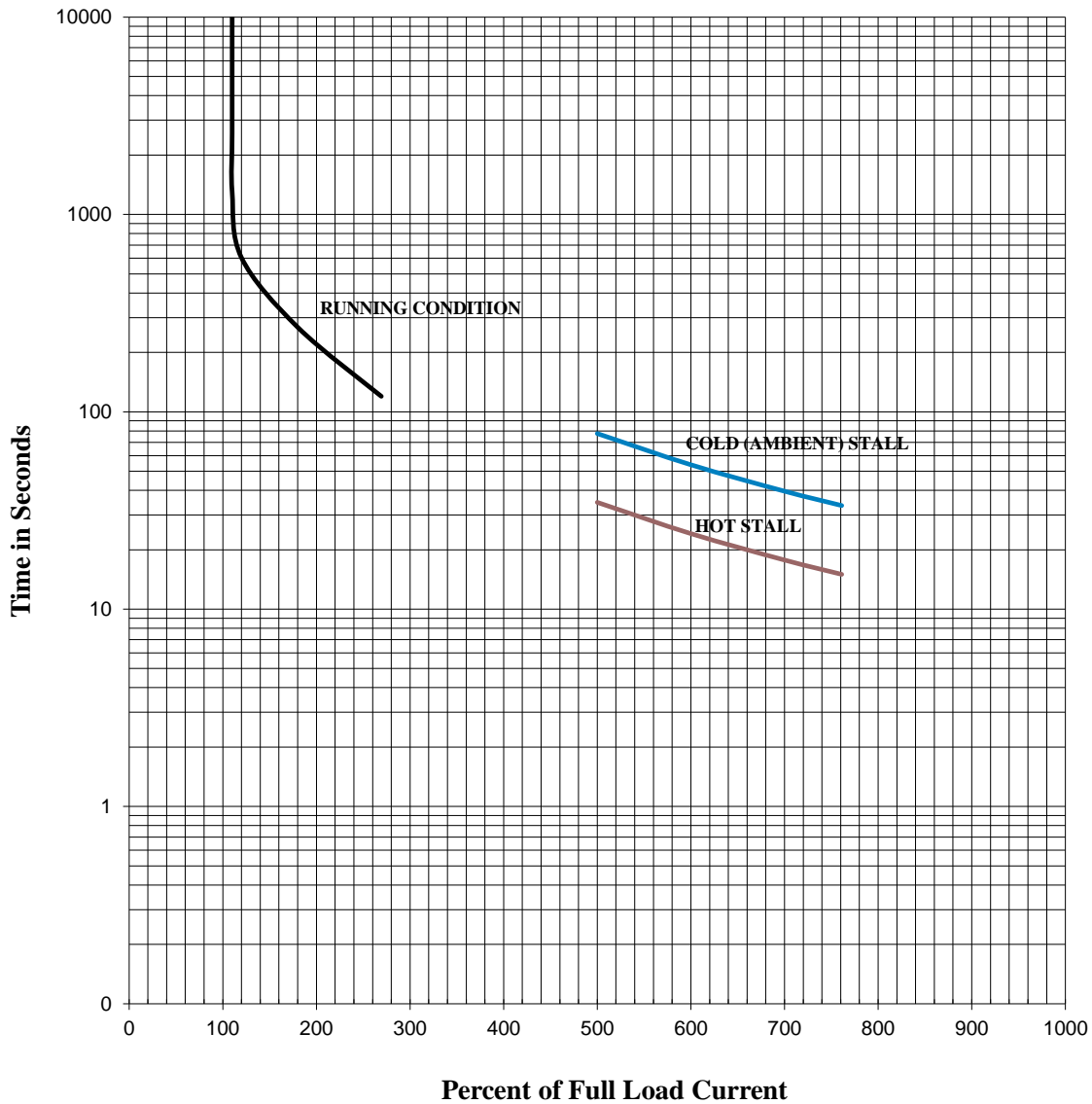
Checked by:

TOSHIBA INTERNATIONAL CORPORATION

Thermal Limit & Acceleration Curves

Design Values (For Reference Only)

Model #:	X754SDMV7GS-P			FLAmps:	3.1/1.8
Enclosure:	TEFC	Voltage:	240/415 V	Frame:	80M
Pole:	4	Frequency:	3 PH / 50 Hz	Ins. Class:	F
KW:	0.75	Rotor Inertia:	0.11 lb-ft ²	Date:	10/17/2019
FLRPM:	1450	Load Inertia:	N/A	File:	iH4X75 (0.75kW)



Comments: PROJECT -

D.E. Curve #: iH4X75 (0.75kW)

Prepared by: Zichao Xie

Checked by:

TOSHIBA INTERNATIONAL CORPORATION
Industrial Division / Houston Motor Plant

SQUIRREL CAGE INDUCTION MOTOR
PERFORMANCE SPECIFICATIONS

INDEX	MPCF-1033
SHEET NO.	1 of 1
ISSUED	7/31/13
SUPERSEDES	11/8/96
REVISION	2
WRITTEN BY	MDC
APPROVED BY	PAA

CUSTOMER: -
TIC SR No.: -

MOTOR NAMEPLATE DATA

H.P.: -	VOLTS: 220/380	3 PH / 50 Hz	S. RPM: 1500
FRAME: 80M	ENCL: TEFC	FLAMPS: 3.1/1.8	FLRPM: 1435
FORM: FBKL1	S.F.: -	IEC DESIGN N	INSUL CLASS: F
TYPE: IKH	AMB.: 40°C	CODE: -	DUTY: Cont.
MODEL No.: X754SDMV7GS-P		kW: 0.75	
NOM. EFF.: 82.5	MIN. EFF.: -	cosØ 0.72	

AMPERAGE

LOCKED ROTOR: 21/12.4

TORQUES

FULL LOAD (lb-ft.): 3.7
 LOCKED ROTOR (%): 365
 BREAK DOWN (%): 229

****BEARINGS:**

DRIVE END: REFER TO NP
 OPPOSITE DRIVE END: REFER TO NP

EFFICIENCY

FULL LOAD: 85.2
 3/4 LOAD: 85.0
 1/2 LOAD: 81.9

POWER FACTOR

FULL LOAD: 72.9
 3/4 LOAD: 65.3
 1/2 LOAD: 52.8

ALL CHARACTERISTICS ARE AVERAGE EXPECTED VALUES BASED UPON RATED VOLTAGE,
 FREQUENCY AND SINEWAVE POWER INPUT.

THE DECLARED LOCKED ROTOR CURRENT HAS A TOLERANCE OF 20%.

* TEMPERATURE RISE WILL BE CONSISTENT WITH INSULATION, AMBIENT AND SERVICE FACTOR AS
 DEFINED BY NEMA-MG-12 OR -20.

** BEARINGS ARE THE ONLY RECOMMENDED SPARE PART(S).

CERTIFIED BY: Zichao Xie

DATE: 10/17/2019

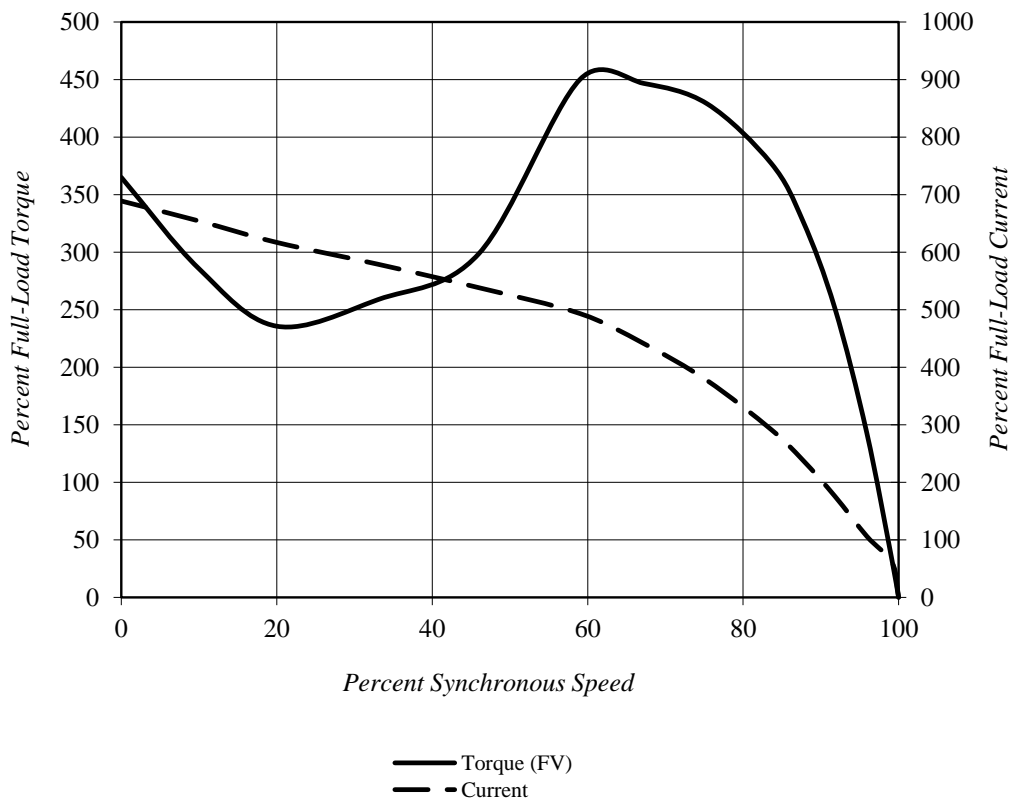
TOSHIBA INTERNATIONAL CORPORATION

Speed Torque/Current Curve

Model #:	X754SDMV7GS-P			FLAmps:	3.1/1.8
Enclosure:	TEFC	Voltage:	220/380 V	Frame:	80M
Pole:	4	Frequency:	3 PH / 50 Hz	Ins. Class:	F
KW:	0.75	Rotor Inertia:	0.11 lb-ft ²	Date:	10/17/2019
FLRPM:	1435	Load Inertia:	N/A	File:	H4X75 (0.75kW)

Locked Rotor Amps:	21/12.4 A	Load Type:	N/A
Locked Rotor Torque:	365%	Starting at:	N/A
Breakdown Torque:	229%	Accel. Time:	N/A
Rated Torque:	3.7 lb-ft		

Design Values



Comments: PROJECT -

D.E. Curve #: H4X75 (0.75kW)

Prepared by: Zichao Xie

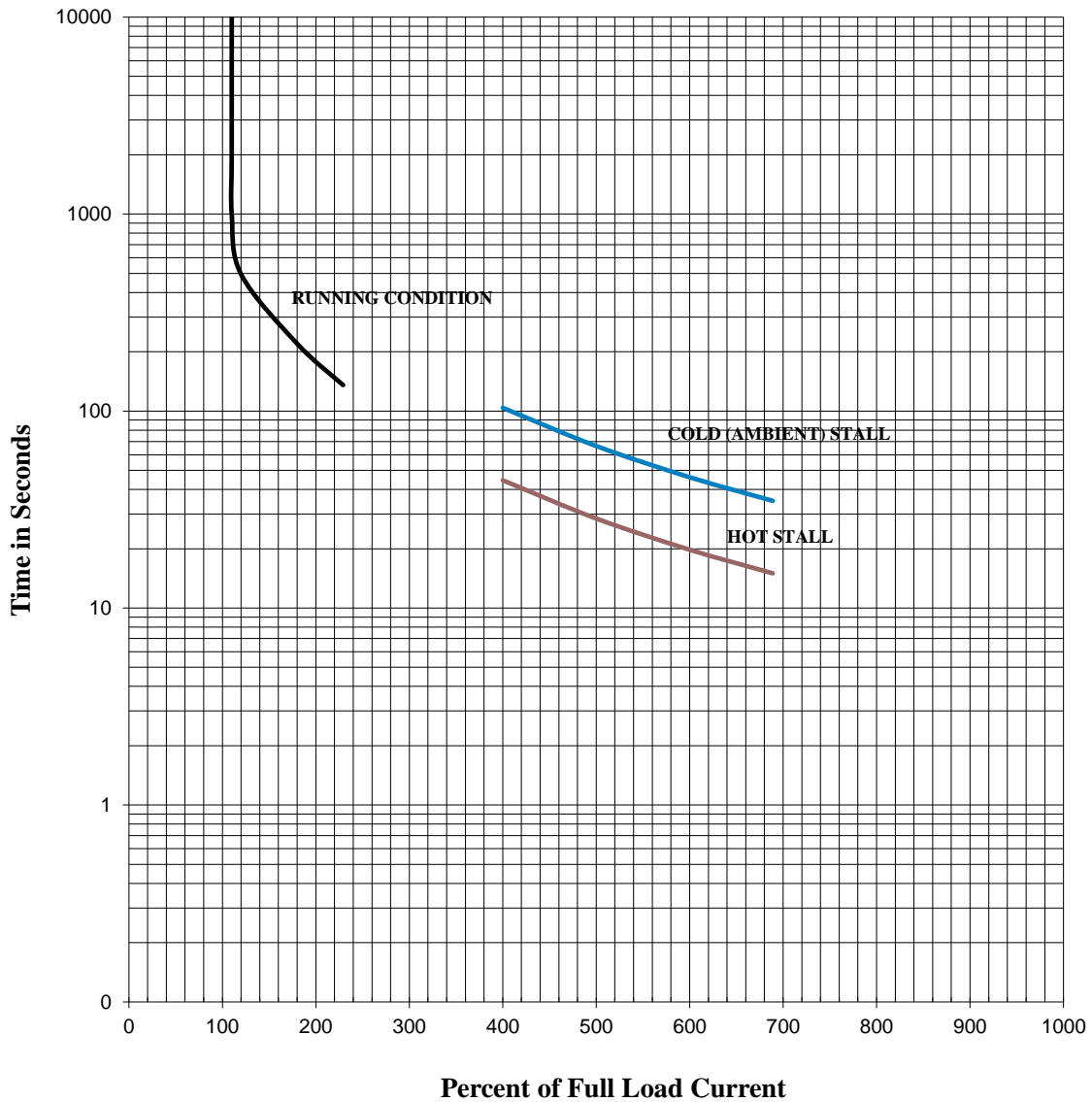
Checked by:

TOSHIBA INTERNATIONAL CORPORATION

Thermal Limit & Acceleration Curves

Design Values (For Reference Only)

Model #:	X754SDMV7GS-P			FLAmps:	3.1/1.8
Enclosure:	TEFC	Voltage:	220/380 V	Frame:	80M
Pole:	4	Frequency:	3 PH / 50 Hz	Ins. Class:	F
KW:	0.75	Rotor Inertia:	0.11 lb-ft ²	Date:	10/17/2019
FLRPM:	1435	Load Inertia:	N/A	File:	H4X75 (0.75kW)



Comments: PROJECT _____

D.E. Curve #: H4X75 (0.75kW)

Prepared by: Zichao Xie

Checked by: _____

TOSHIBA INTERNATIONAL CORPORATION
Industrial Division / Houston Motor Plant

SQUIRREL CAGE INDUCTION MOTOR
PERFORMANCE SPECIFICATIONS

INDEX	MPCF-1033
SHEET NO.	1 of 1
ISSUED	7/31/13
SUPERSEDES	11/8/96
REVISION	2
WRITTEN BY	MDC
APPROVED BY	PAA

CUSTOMER: -
TIC SR No.: -

MOTOR NAMEPLATE DATA

H.P.: 1	VOLTS: 460	3 PH / 60 Hz	S. RPM: 1800
FRAME: 80M	ENCL: TEFC	FLAMPS: 1.6	FLRPM: 1750
FORM: FBKL1	S.F.: 1.15	NEMA DESIGN: B	INSUL CLASS: F
TYPE: IKH	AMB.: 40°C	CODE: N	DUTY: Cont.
MODEL No.: X754SDMV7GS-P		kW: 0.75	
NOM. EFF.: 85.5	MIN. EFF.: -	P.F.: 66.0	

AMPERAGE

LOCKED ROTOR: 14.2

TORQUES

FULL LOAD (lb-ft.): 3.0
 LOCKED ROTOR (%): 430
 BREAK DOWN (%): 545

****BEARINGS:**

DRIVE END: REFER TO NP
 OPPOSITE DRIVE END: REFER TO NP

EFFICIENCY

FULL LOAD: 86.9
 3/4 LOAD: 85.3
 1/2 LOAD: 80.7

POWER FACTOR

FULL LOAD: 66.0
 3/4 LOAD: 57.5
 1/2 LOAD: 45.3

ALL CHARACTERISTICS ARE AVERAGE EXPECTED VALUES BASED UPON RATED VOLTAGE,
 FREQUENCY AND SINEWAVE POWER INPUT.

THE DECLARED LOCKED ROTOR CURRENT HAS A TOLERANCE OF 20%.

* TEMPERATURE RISE WILL BE CONSISTENT WITH INSULATION, AMBIENT AND SERVICE FACTOR AS
 DEFINED BY NEMA-MG-12 OR -20.

** BEARINGS ARE THE ONLY RECOMMENDED SPARE PART(S).

CERTIFIED BY: Zichao Xie

DATE: 10/17/2019

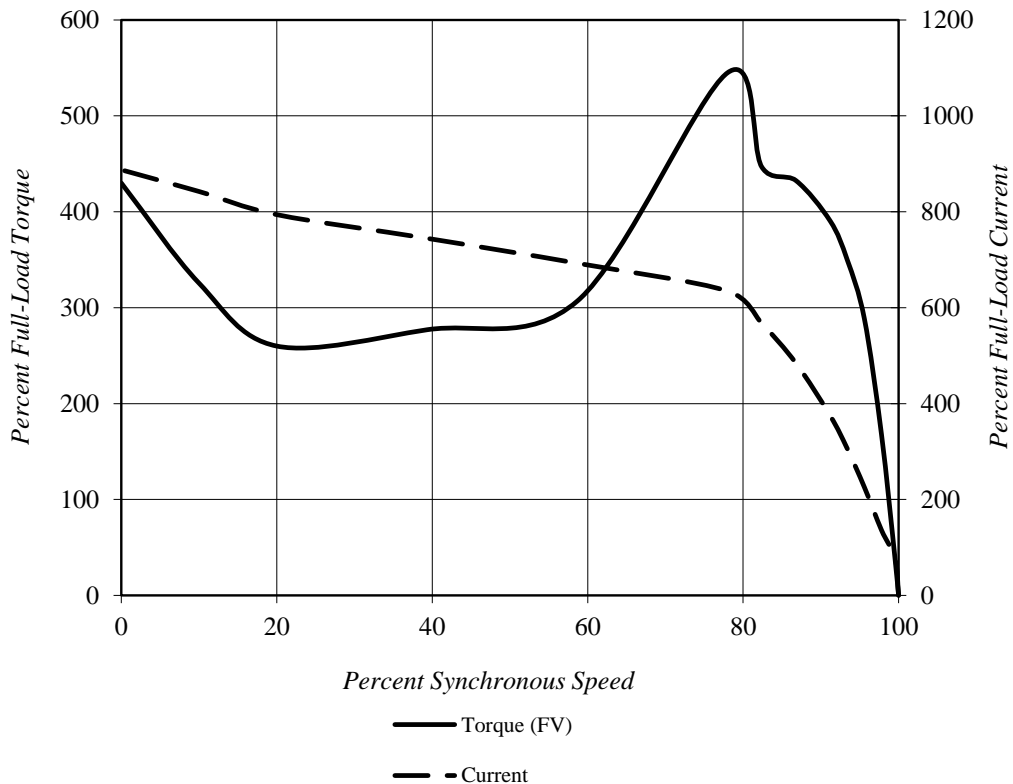
TOSHIBA INTERNATIONAL CORPORATION

Speed Torque/Current Curve

Model #:	X754SDMV7GS-P			FLAmps:	1.6
Enclosure:	TEFC	Voltage:	460 V	Frame:	80M
Pole:	4	Frequency:	3 PH / 60 Hz	Ins. Class:	F
HP:	1	Rotor Inertia:	0.11 lb-ft ²	Date:	10/17/2019
FLRPM:	1750	Load Inertia:	N/A	File:	H4X75 (0.75kW)

Locked Rotor Amps:	14.2 A	Load Type:	N/A
Locked Rotor Torque:	430%	Starting at:	N/A
Breakdown Torque:	545%	Accel. Time:	N/A
Rated Torque:	3 lb-ft		

Design Values



Comments: PROJECT -

D.E. Curve #: H4X75 (0.75kW)

Prepared by: Zichao Xie

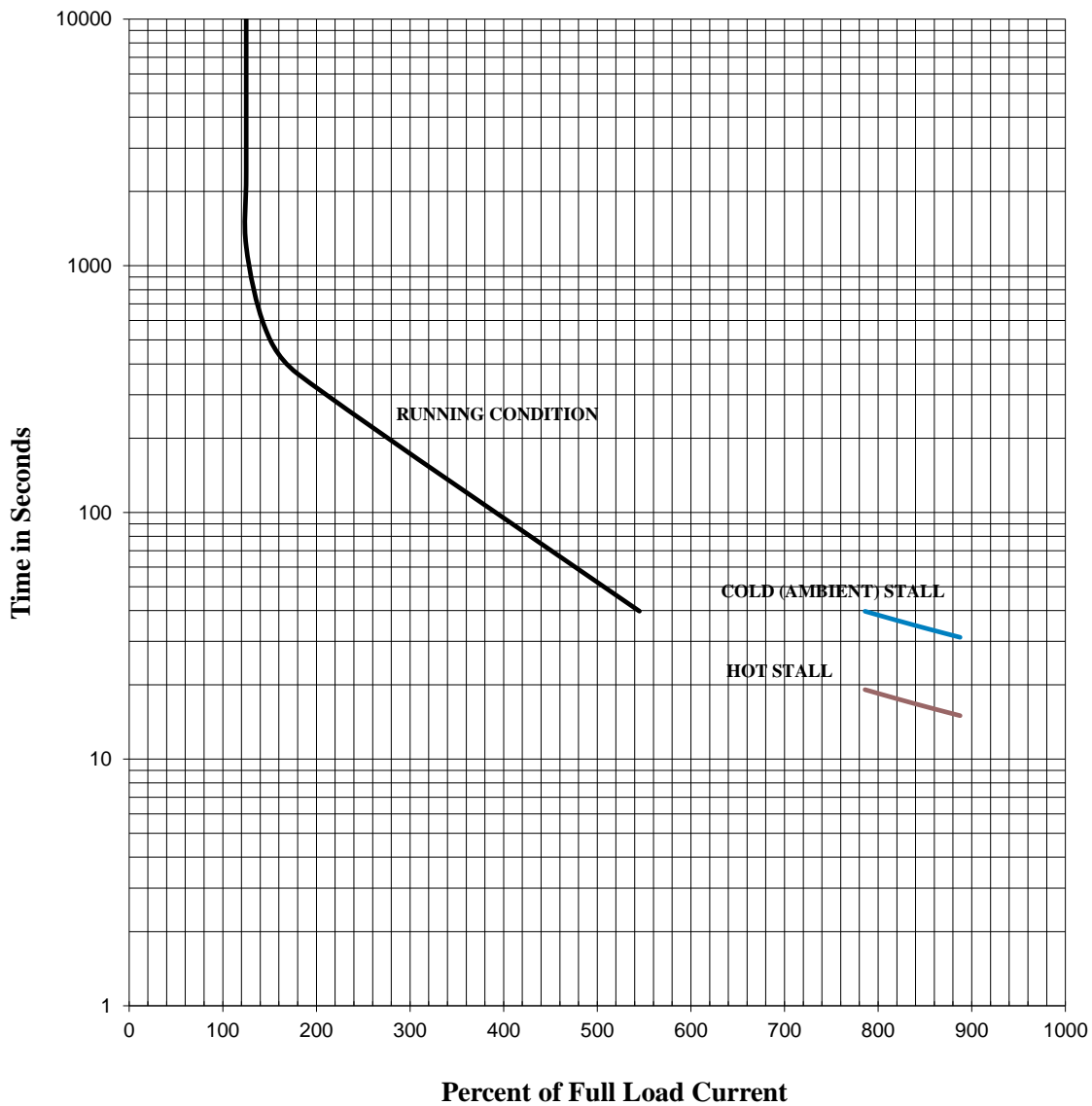
Checked by:

TOSHIBA INTERNATIONAL CORPORATION

Thermal Limit & Acceleration Curves

Design Values (For Reference Only)

Model #:	X754SDMV7GS-P			FLAmps:	1.6
Enclosure:	TEFC	Voltage:	460 V	Frame:	80M
Pole:	4	Frequency:	3 PH / 60 Hz	Ins. Class:	F
HP:	1	Rotor Inertia:	0.11 lb-ft ²	Date:	10/17/2019
FLRPM:	1750	Load Inertia:	N/A	File:	H4X75 (0.75kW)



Comments: PROJECT -

D.E. Curve #: H4X75 (0.75kW)

Prepared by: Zichao Xie

Checked by: