

TOSHIBA INTERNATIONAL CORPORATION
Industrial Division / Houston Motor Plant

SQUIRREL CAGE INDUCTION MOTOR
PERFORMANCE SPECIFICATIONS

INDEX	MPCF-1033
SHEET NO.	1 of 1
ISSUED	7/31/13
SUPERSEDES	11/8/96
REVISION	2
WRITTEN BY	MDC
APPROVED BY	PAA

CUSTOMER: -
TIC SR No.: -

MOTOR NAMEPLATE DATA

H.P.: -	VOLTS: 230/400	3 PH / 50 Hz	S. RPM: 1000
FRAME: 90L	ENCL: TEFC	FLAMPS: 3.7/2.1	FLRPM: 970
FORM: FBKL1	S.F.: -	IEC DESIGN N	INSUL CLASS: F
TYPE: IKH	AMB.: 40°C	CODE: -	DUTY: Cont.
MODEL No.: X756SDMV7KS-PL		kW: 0.75	
NOM. EFF.: 78.9	MIN. EFF.: -	cosØ 0.61	

AMPERAGE

LOCKED ROTOR: 25/14.5

TORQUES

FULL LOAD (lb-ft.): 5.5
LOCKED ROTOR (%): 390
BREAK DOWN (%): 430

****BEARINGS:**

DRIVE END: REFER TO NP
OPPOSITE DRIVE END: REFER TO NP

EFFICIENCY

FULL LOAD: 83.3
3/4 LOAD: 82.7
1/2 LOAD: 80.6

POWER FACTOR

FULL LOAD: 61.7
3/4 LOAD: 54.4
1/2 LOAD: 46.7

ALL CHARACTERISTICS ARE AVERAGE EXPECTED VALUES BASED UPON RATED VOLTAGE,
FREQUENCY AND SINEWAVE POWER INPUT.

THE DECLARED LOCKED ROTOR CURRENT HAS A TOLERANCE OF 20%.

* TEMPERATURE RISE WILL BE CONSISTENT WITH INSULATION, AMBIENT AND SERVICE FACTOR AS
DEFINED BY NEMA-MG-12 OR -20.

** BEARINGS ARE THE ONLY RECOMMENDED SPARE PART(S).

CERTIFIED BY: Zichao Xie

DATE: 6/25/2020

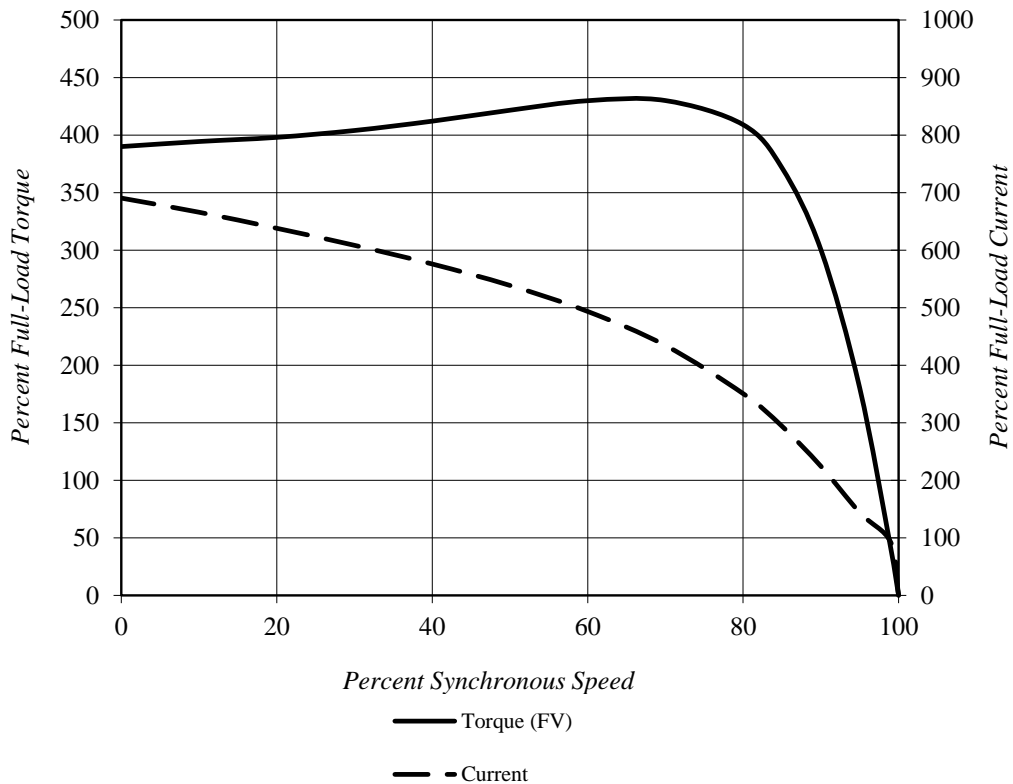
TOSHIBA INTERNATIONAL CORPORATION

Speed Torque/Current Curve

Model #:	X756SDMV7KS-PL			FLAmps:	3.7/2.1
Enclosure:	TEFC	Voltage:	230/400 V	Frame:	90L
Pole:	6	Frequency:	3 PH / 50 Hz	Ins. Class:	F
KW:	0.75	Rotor Inertia:	0.18 lb-ft ²	Date:	6/25/2020
FLRPM:	970	Load Inertia:	N/A	File:	H6X75 (0.75kW)

Locked Rotor Amps:	25/14.5 A	Load Type:	N/A
Locked Rotor Torque:	390%	Starting at:	N/A
Breakdown Torque:	430%	Accel. Time:	N/A
Rated Torque:	5.5 lb-ft		

Design Values



Comments: PROJECT -

D.E.Curve #: H6X75 (0.75kW)

Prepared by: Zichao Xie

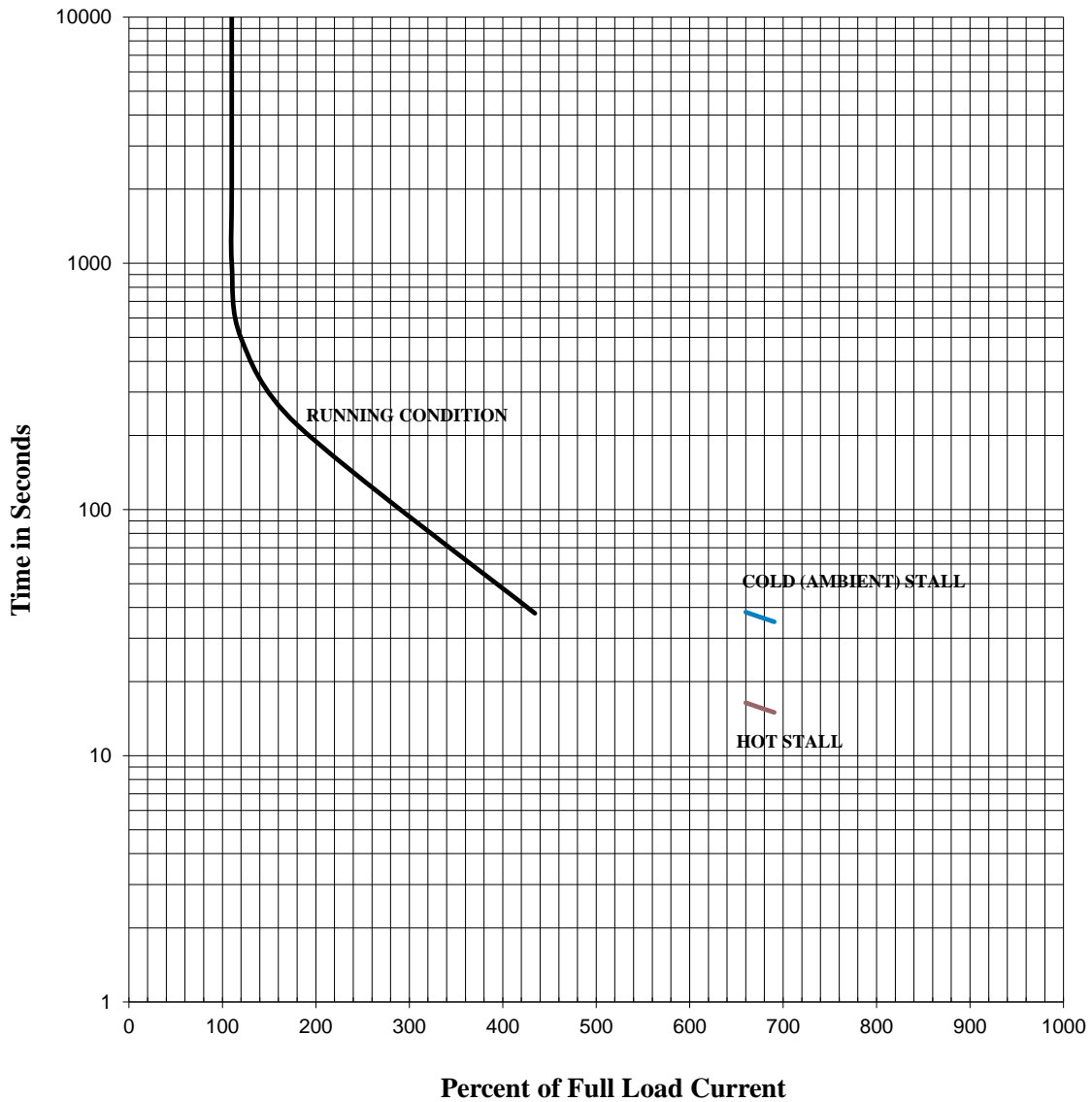
Checked by:

TOSHIBA INTERNATIONAL CORPORATION

Thermal Limit & Acceleration Curves

Design Values (For Reference Only)

Model #:	X756SDMV7KS-PL			FLAmps:	3.7/2.1
Enclosure:	TEFC	Voltage:	230/400 V	Frame:	90L
Pole:	6	Frequency:	3 PH / 50 Hz	Ins. Class:	F
KW:	0.75	Rotor Inertia:	0.18 lb-ft ²	Date:	6/25/2020
FLRPM:	970	Load Inertia:	N/A	File:	iH6X75 (0.75kW)



Comments: PROJECT -

D.E. Curve #: iH6X75 (0.75kW)

Prepared by: Zichao Xie

Checked by:

TOSHIBA INTERNATIONAL CORPORATION
Industrial Division / Houston Motor Plant

SQUIRREL CAGE INDUCTION MOTOR
PERFORMANCE SPECIFICATIONS

INDEX	MPCF-1033
SHEET NO.	1 of 1
ISSUED	7/31/13
SUPERSEDES	11/8/96
REVISION	2
WRITTEN BY	MDC
APPROVED BY	PAA

CUSTOMER: -
TIC SR No.: -

MOTOR NAMEPLATE DATA

H.P.: -	VOLTS: 240/415	3 PH / 50 Hz	S. RPM: 1000
FRAME: 90L	ENCL: TEFC	FLAMPS: 3.6/2.1	FLRPM: 975
FORM: FBKL1	S.F.: -	IEC DESIGN N	INSUL CLASS: F
TYPE: IKH	AMB.: 40°C	CODE: -	DUTY: Cont.
MODEL No.: X756SDMV7KS-PL		kW: 0.75	
NOM. EFF.: 78.9	MIN. EFF.: -	cosØ 0.58	

AMPERAGE

LOCKED ROTOR: 26/15.2

TORQUES

FULL LOAD (lb-ft.): 5.4
 LOCKED ROTOR (%): 430
 BREAK DOWN (%): 455

****BEARINGS:**

DRIVE END: REFER TO NP
 OPPOSITE DRIVE END: REFER TO NP

EFFICIENCY

FULL LOAD: 83.0
 3/4 LOAD: 81.8
 1/2 LOAD: 77.3

POWER FACTOR

FULL LOAD: 58.9
 3/4 LOAD: 51.2
 1/2 LOAD: 40.2

ALL CHARACTERISTICS ARE AVERAGE EXPECTED VALUES BASED UPON RATED VOLTAGE,
 FREQUENCY AND SINEWAVE POWER INPUT.

THE DECLARED LOCKED ROTOR CURRENT HAS A TOLERANCE OF 20%.

* TEMPERATURE RISE WILL BE CONSISTENT WITH INSULATION, AMBIENT AND SERVICE FACTOR AS
 DEFINED BY NEMA-MG-12 OR -20.

** BEARINGS ARE THE ONLY RECOMMENDED SPARE PART(S).

CERTIFIED BY: Zichao Xie

DATE: 6/25/2020

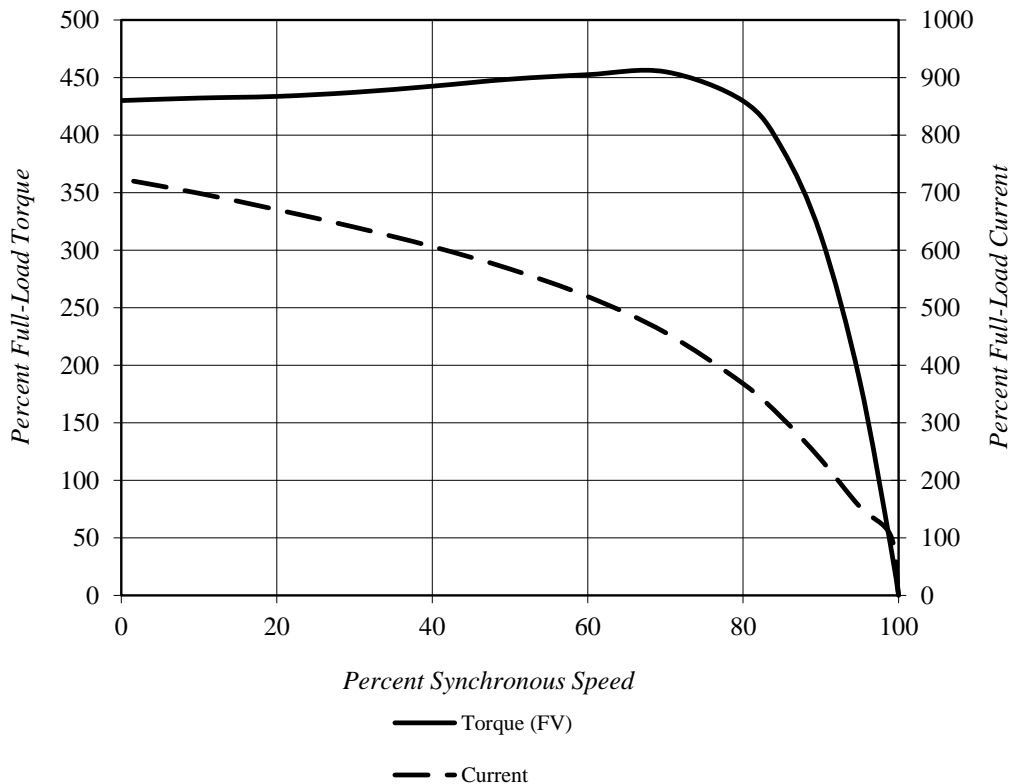
TOSHIBA INTERNATIONAL CORPORATION

Speed Torque/Current Curve

Model #:	X756SDMV7KS-PL			FLAmps:	3.6/2.1
Enclosure:	TEFC	Voltage:	240/415 V	Frame:	90L
Pole:	6	Frequency:	3 PH / 50 Hz	Ins. Class:	F
KW:	0.75	Rotor Inertia:	0.18 lb-ft ²	Date:	6/25/2020
FLRPM:	975	Load Inertia:	N/A	File:	H6X75 (0.75kW)

Locked Rotor Amps:	26/15.2 A	Load Type:	N/A
Locked Rotor Torque:	430%	Starting at:	N/A
Breakdown Torque:	455%	Accel. Time:	N/A
Rated Torque:	5.4 lb-ft		

Design Values



Comments: PROJECT -

D.E.Curve #: H6X75 (0.75kW)

Prepared by: Zichao Xie

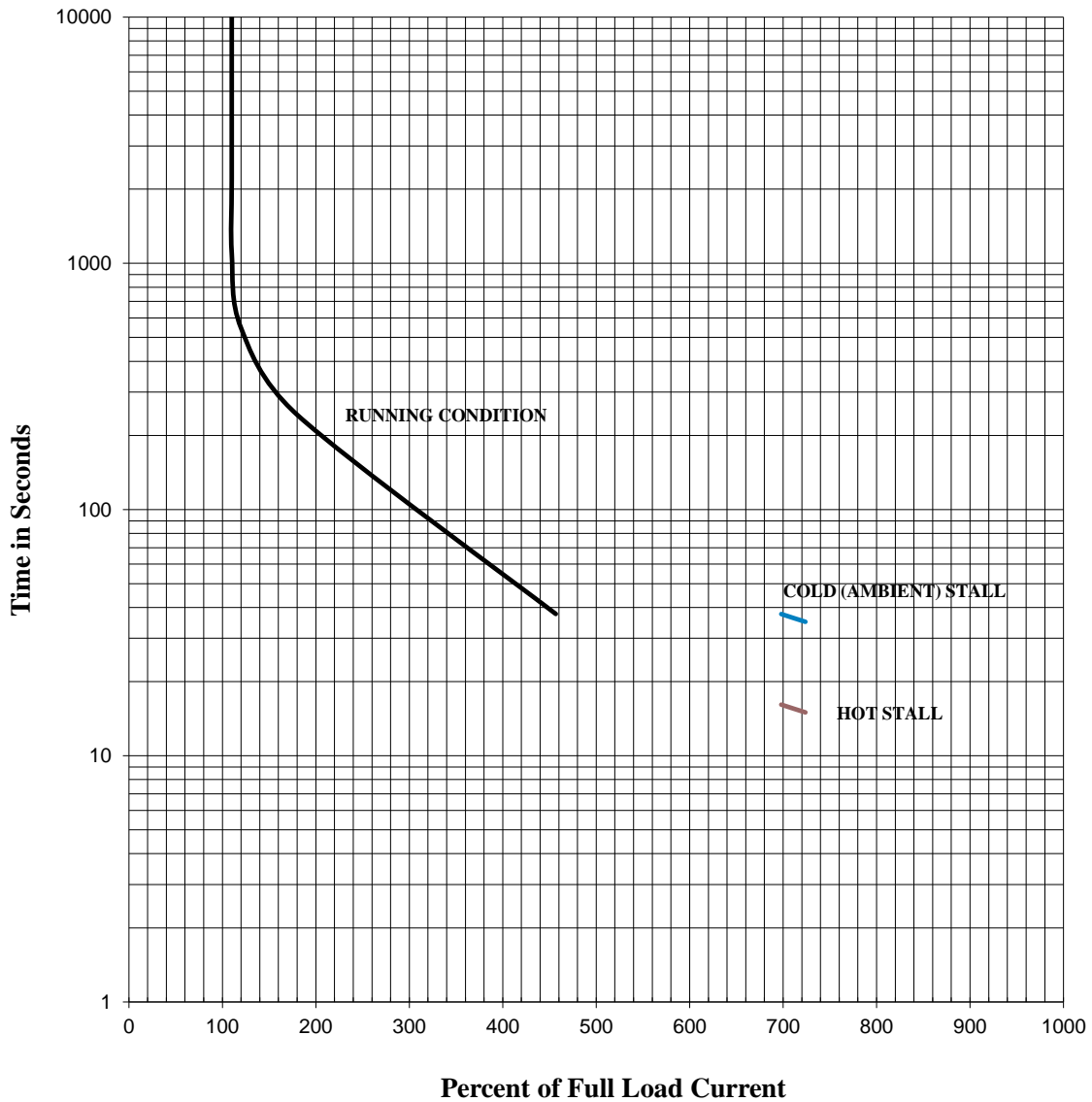
Checked by:

TOSHIBA INTERNATIONAL CORPORATION

Thermal Limit & Acceleration Curves

Design Values (For Reference Only)

Model #:	X756SDMV7KS-PL			FLAmps:	3.6/2.1
Enclosure:	TEFC	Voltage:	240/415 V	Frame:	90L
Pole:	6	Frequency:	3 PH / 50 Hz	Ins. Class:	F
KW:	0.75	Rotor Inertia:	0.18 lb-ft ²	Date:	6/25/2020
FLRPM:	975	Load Inertia:	N/A	File:	H6X75 (0.75kW)



Comments: PROJECT -

D.E. Curve #: H6X75 (0.75kW)

Prepared by: Zichao Xie

Checked by:

TOSHIBA INTERNATIONAL CORPORATION
Industrial Division / Houston Motor Plant

SQUIRREL CAGE INDUCTION MOTOR
PERFORMANCE SPECIFICATIONS

INDEX	MPCF-1033
SHEET NO.	1 of 1
ISSUED	7/31/13
SUPERSEDES	11/8/96
REVISION	2
WRITTEN BY	MDC
APPROVED BY	PAA

CUSTOMER: -
TIC SR No.: -

MOTOR NAMEPLATE DATA

H.P.: -	VOLTS: 220/380	3 PH / 50 Hz	S. RPM: 1000
FRAME: 90L	ENCL: TEFC	FLAMPS: 3.6/2.1	FLRPM: 965
FORM: FBKL1	S.F.: -	IEC DESIGN N	INSUL CLASS: F
TYPE: IKH	AMB.: 40°C	CODE: -	DUTY: Cont.
MODEL No.: X756SDMV7KS-PL		kW: 0.75	
NOM. EFF.: 78.9	MIN. EFF.: -	cosØ 0.64	

AMPERAGE

LOCKED ROTOR: 24/13.6

TORQUES

FULL LOAD (lb-ft.): 5.5
 LOCKED ROTOR (%): 345
 BREAK DOWN (%): 390

****BEARINGS:**

DRIVE END: REFER TO NP
 OPPOSITE DRIVE END: REFER TO NP

EFFICIENCY

FULL LOAD: 82.9
 3/4 LOAD: 83.2
 1/2 LOAD: 80.4

POWER FACTOR

FULL LOAD: 64.8
 3/4 LOAD: 58.2
 1/2 LOAD: 47.3

ALL CHARACTERISTICS ARE AVERAGE EXPECTED VALUES BASED UPON RATED VOLTAGE,
 FREQUENCY AND SINEWAVE POWER INPUT.

THE DECLARED LOCKED ROTOR CURRENT HAS A TOLERANCE OF 20%.

* TEMPERATURE RISE WILL BE CONSISTENT WITH INSULATION, AMBIENT AND SERVICE FACTOR AS
 DEFINED BY NEMA-MG-12 OR -20.

** BEARINGS ARE THE ONLY RECOMMENDED SPARE PART(S).

CERTIFIED BY: Zichao Xie

DATE: 6/25/2020

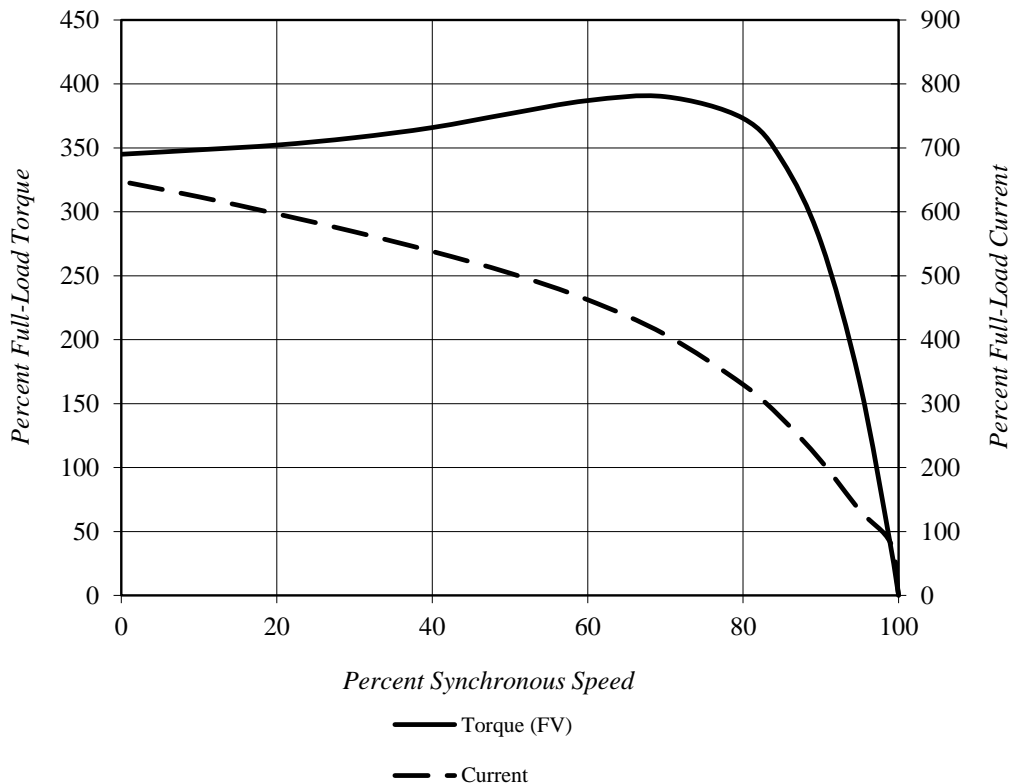
TOSHIBA INTERNATIONAL CORPORATION

Speed Torque/Current Curve

Model #:	X756SDMV7KS-PL			FLAmps:	3.6/2.1
Enclosure:	TEFC	Voltage:	220/380 V	Frame:	90L
Pole:	6	Frequency:	3 PH / 50 Hz	Ins. Class:	F
KW:	0.75	Rotor Inertia:	0.18 lb-ft ²	Date:	6/25/2020
FLRPM:	965	Load Inertia:	N/A	File:	H6X75 (0.75kW)

Locked Rotor Amps:	24/13.6 A	Load Type:	N/A
Locked Rotor Torque:	345%	Starting at:	N/A
Breakdown Torque:	390%	Accel. Time:	N/A
Rated Torque:	5.5 lb-ft		

Design Values



Comments: PROJECT -

D.E.Curve #: H6X75 (0.75kW)

Prepared by: Zichao Xie

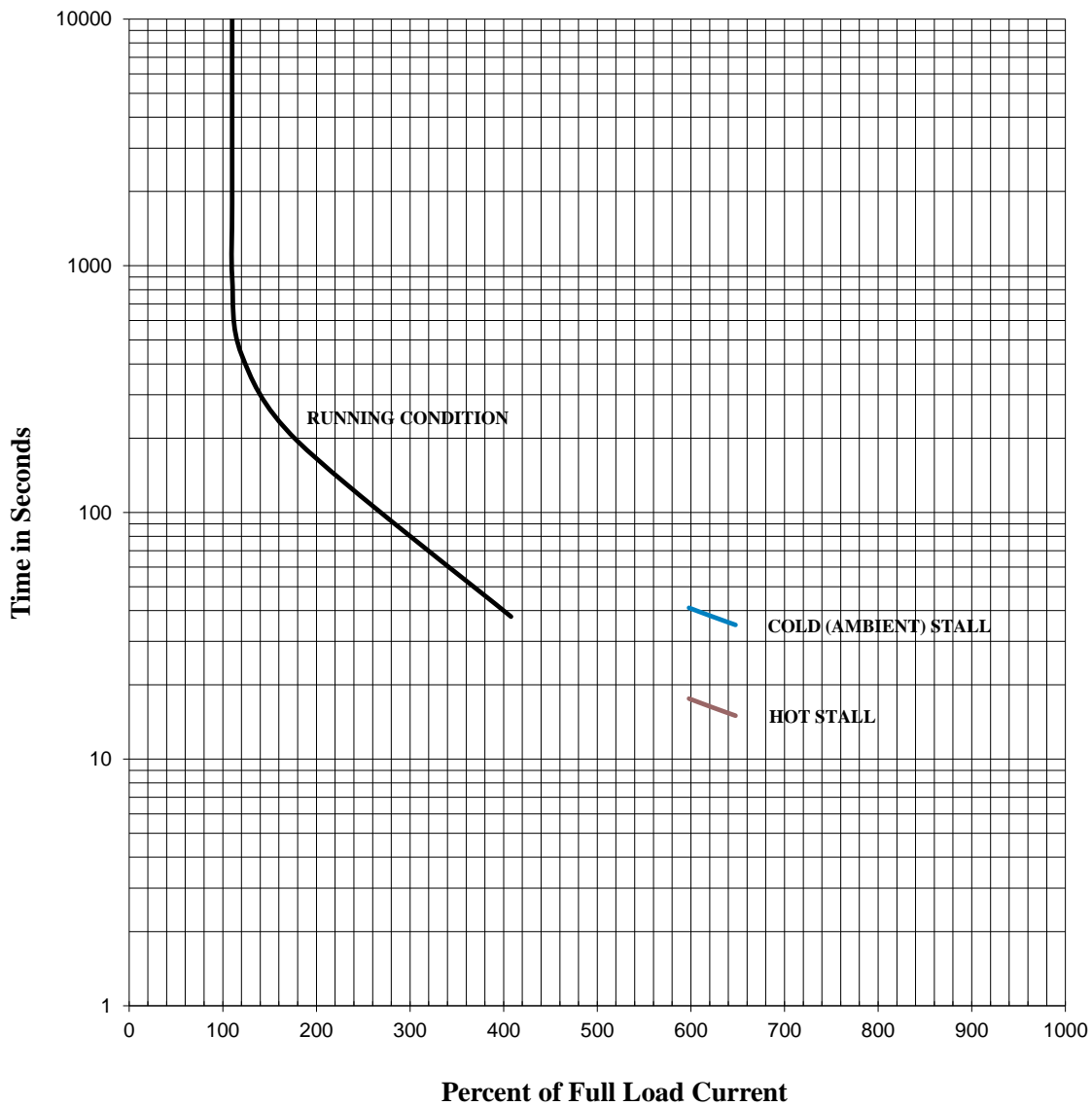
Checked by:

TOSHIBA INTERNATIONAL CORPORATION

Thermal Limit & Acceleration Curves

Design Values (For Reference Only)

Model #:	X756SDMV7KS-PL			FLAmps:	3.6/2.1
Enclosure:	TEFC	Voltage:	220/380 V	Frame:	90L
Pole:	6	Frequency:	3 PH / 50 Hz	Ins. Class:	F
KW:	0.75	Rotor Inertia:	0.18 lb-ft ²	Date:	6/25/2020
FLRPM:	965	Load Inertia:	N/A	File:	iH6X75 (0.75kW)



Comments: PROJECT -

D.E.Curve #: iH6X75 (0.75kW)

Prepared by: Zichao Xie

Checked by:

TOSHIBA INTERNATIONAL CORPORATION
Industrial Division / Houston Motor Plant

SQUIRREL CAGE INDUCTION MOTOR
PERFORMANCE SPECIFICATIONS

INDEX	MPCF-1033
SHEET NO.	1 of 1
ISSUED	7/31/13
SUPERSEDES	11/8/96
REVISION	2
WRITTEN BY	MDC
APPROVED BY	PAA

CUSTOMER: -
TIC SR No.: -

MOTOR NAMEPLATE DATA

H.P.: 1	VOLTS: 460	3 PH / 60 Hz	S. RPM: 1200
FRAME: 90L	ENCL: TEFC	FLAMPS: 2.0	FLRPM: 1175
FORM: FBKL1	S.F.: 1.15	NEMA DESIGN: B	INSUL CLASS: F
TYPE: IKH	AMB.: 40°C	CODE: N	DUTY: Cont.
MODEL No.: X756SDMV7KS-PL		kW: 0.75	
NOM. EFF.: 82.5	MIN. EFF.: -	P.F.: 57.0	

AMPERAGE

LOCKED ROTOR: 14.7

TORQUES

FULL LOAD (lb-ft.): 4.5
LOCKED ROTOR (%): 315
BREAK DOWN (%): 465

****BEARINGS:**

DRIVE END: REFER TO NP
OPPOSITE DRIVE END: REFER TO NP

EFFICIENCY

FULL LOAD: 84.5
3/4 LOAD: 83.1
1/2 LOAD: 78.7

POWER FACTOR

FULL LOAD: 57.0
3/4 LOAD: 49.8
1/2 LOAD: 39.2

ALL CHARACTERISTICS ARE AVERAGE EXPECTED VALUES BASED UPON RATED VOLTAGE,
FREQUENCY AND SINEWAVE POWER INPUT.

THE DECLARED LOCKED ROTOR CURRENT HAS A TOLERANCE OF 20%.

* TEMPERATURE RISE WILL BE CONSISTENT WITH INSULATION, AMBIENT AND SERVICE FACTOR AS
DEFINED BY NEMA-MG-12 OR -20.

** BEARINGS ARE THE ONLY RECOMMENDED SPARE PART(S).

CERTIFIED BY: Zichao Xie

DATE: 6/25/2020

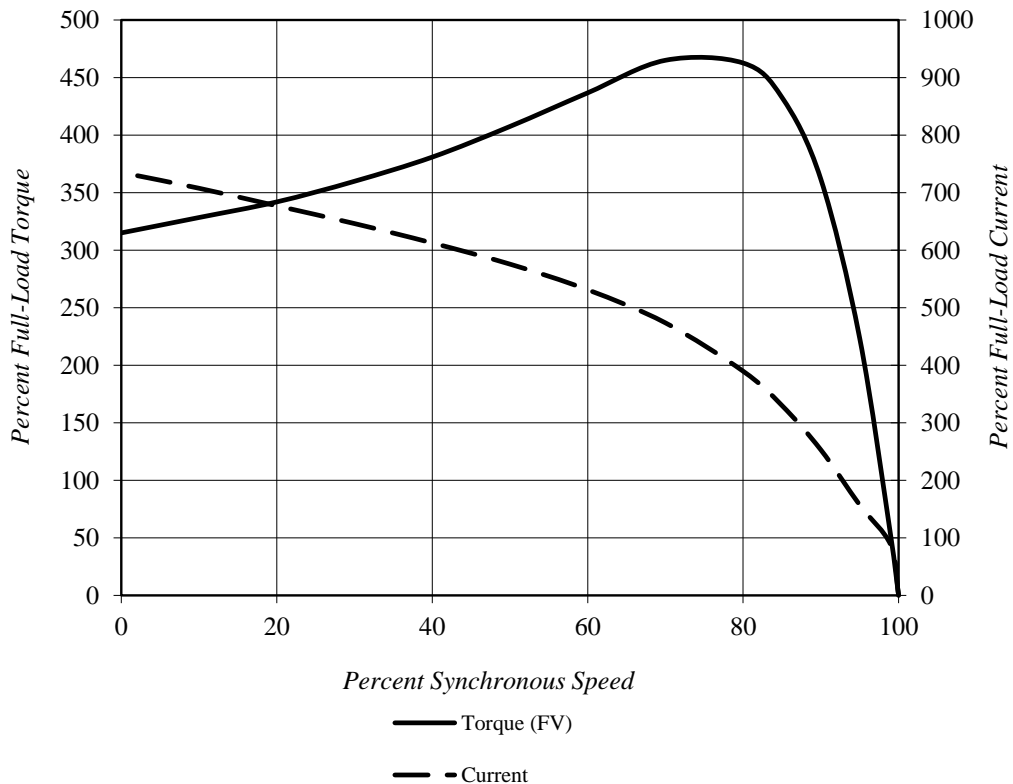
TOSHIBA INTERNATIONAL CORPORATION

Speed Torque/Current Curve

Model #:	X756SDMV7KS-PL			FLAmps:	2.0
Enclosure:	TEFC	Voltage:	460 V	Frame:	90L
Pole:	6	Frequency:	3 PH / 60 Hz	Ins. Class:	F
HP:	1	Rotor Inertia:	0.18 lb-ft ²	Date:	6/25/2020
FLRPM:	1175	Load Inertia:	N/A	File:	H6X75 (0.75kW)

Locked Rotor Amps:	14.7 A	Load Type:	N/A
Locked Rotor Torque:	315%	Starting at:	N/A
Breakdown Torque:	465%	Accel. Time:	N/A
Rated Torque:	4.5 lb-ft		

Design Values



Comments: PROJECT -

D.E.Curve #: H6X75 (0.75kW)

Prepared by: Zichao Xie

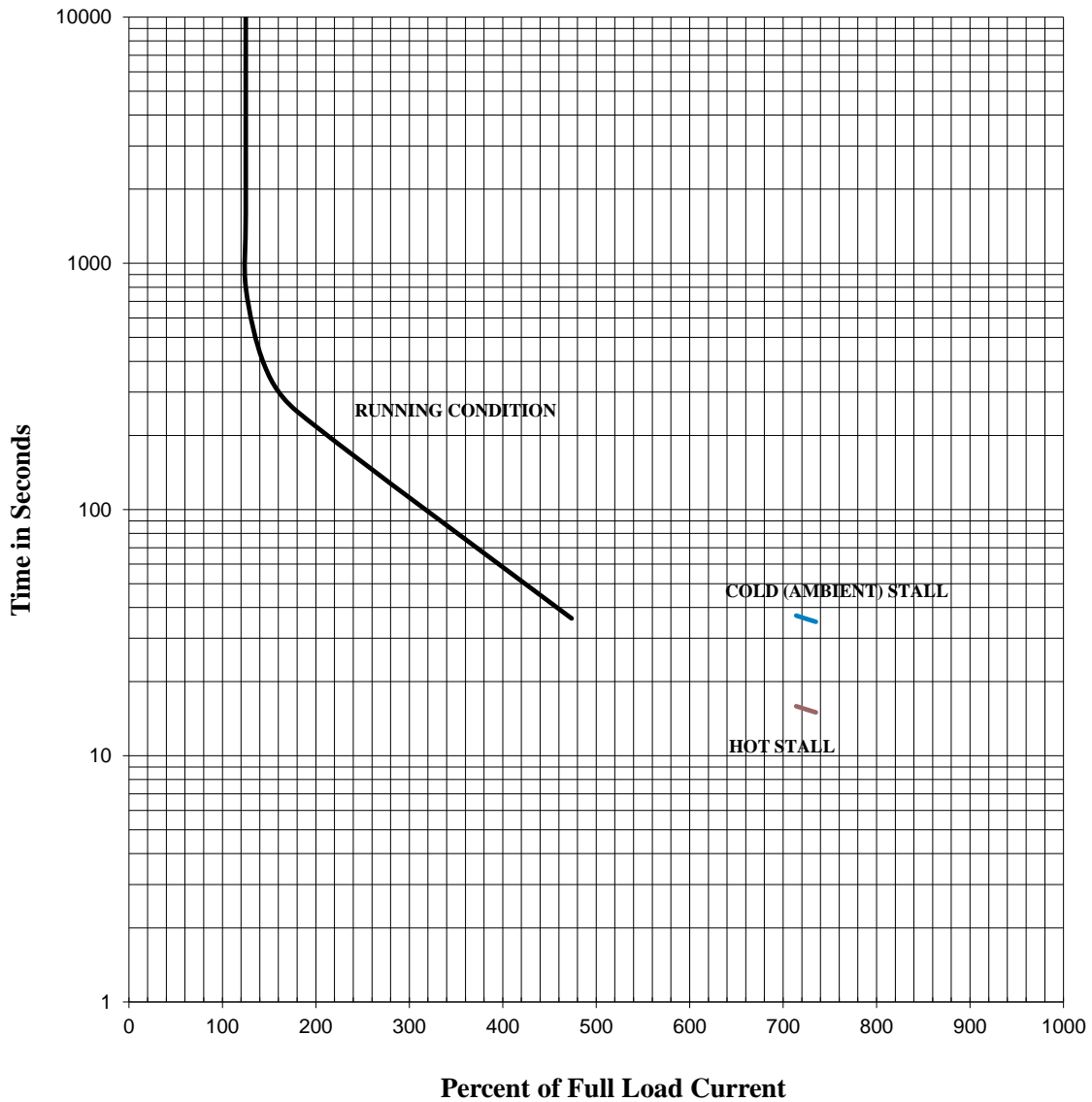
Checked by:

TOSHIBA INTERNATIONAL CORPORATION

Thermal Limit & Acceleration Curves

Design Values (For Reference Only)

Model #:	X756SDMV7KS-PL			FLAmps:	2.0
Enclosure:	TEFC	Voltage:	460 V	Frame:	90L
Pole:	6	Frequency:	3 PH / 60 Hz	Ins. Class:	F
HP:	1	Rotor Inertia:	0.18 lb-ft ²	Date:	6/25/2020
FLRPM:	1175	Load Inertia:	N/A	File:	iH6X75 (0.75kW)



Comments: PROJECT _____

D.E.Curve #: iH6X75 (0.75kW)

Prepared by: Zichao Xie

Checked by: _____