

UNIT: mm

TOSHIBA RESERVES THE RIGHT TO MAKE CHANGES OF TECHNICAL IMPROVEMENT WITHOUT NOTICE. DO NOT USE FOR CONSTRUCTION, INSTALLATION, OR APPLICATION PURPOSES UNLESS THE DRAWING IS CERTIFIED.

<b>B14-FLANGE MOTOR</b> DL DRAWING IEC GLOBAL	TYPE: 2-4-6P 400V	TOLERANCES X. $\pm 2.0$ X.X $\pm 0.5$ X.XX $\pm 0.1$					
	FRAME: 132S	MAXIMUM MOTOR WEIGHT - lbs. - kgs.					
3HFN000317							<a href="http://www.toshiba.com/ind">www.toshiba.com/ind</a>
<b>TOSHIBA</b> TOSHIBA INTERNATIONAL CORPORATION							
			NO	REVISION	DRAWN BY	DATE	CHECK

**TOSHIBA INTERNATIONAL CORPORATION**  
**Industrial Division / Houston Motor Plant**

**SQUIRREL CAGE INDUCTION MOTOR**  
**PERFORMANCE SPECIFICATIONS**

INDEX	MPCF-1033
SHEET NO.	1 of 1
ISSUED	7/31/13
SUPERSEDES	11/8/96
REVISION	2
WRITTEN BY	MDC
APPROVED BY	PAA

CUSTOMER: -  
TIC SR No.: -

**MOTOR NAMEPLATE DATA**

H.P.: -	VOLTS: 230/400	3 PH / 50 Hz	S. RPM: 3000
FRAME: 132S	ENCL: TEFC	FLAMPS: 18.3/10.5	FLRPM: 2915
FORM: FCKL1	S.F.: -	IEC DESIGN N	INSUL CLASS: F
TYPE: IKKH	AMB.: 40°C	CODE: -	DUTY: Cont.
MODEL No.: Y552SDMV7KS-PL		kW: 5.5	
NOM. EFF.: 89.2	MIN. EFF.: -	cosØ 0.85	

**AMPERAGE**

LOCKED ROTOR: 135/78

**TORQUES**

FULL LOAD (lb-ft.): 13.3  
 LOCKED ROTOR (%): 290  
 BREAK DOWN (%): 395

**\*\*BEARINGS:**

DRIVE END: REFER TO NP  
 OPPOSITE DRIVE END: REFER TO NP

**EFFICIENCY**

FULL LOAD: 89.0  
 3/4 LOAD: 88.7  
 1/2 LOAD: 86.7

**POWER FACTOR**

FULL LOAD: 85.1  
 3/4 LOAD: 79.9  
 1/2 LOAD: 69.2

ALL CHARACTERISTICS ARE AVERAGE EXPECTED VALUES BASED UPON RATED VOLTAGE,  
 FREQUENCY AND SINEWAVE POWER INPUT.

THE DECLARED LOCKED ROTOR CURRENT HAS A TOLERANCE OF 20%.

\* TEMPERATURE RISE WILL BE CONSISTENT WITH INSULATION, AMBIENT AND SERVICE FACTOR AS  
 DEFINED BY NEMA-MG-12 OR -20.

\*\* BEARINGS ARE THE ONLY RECOMMENDED SPARE PART(S).

**CERTIFIED BY:** Zichao Xie

**DATE:** 8/14/2020

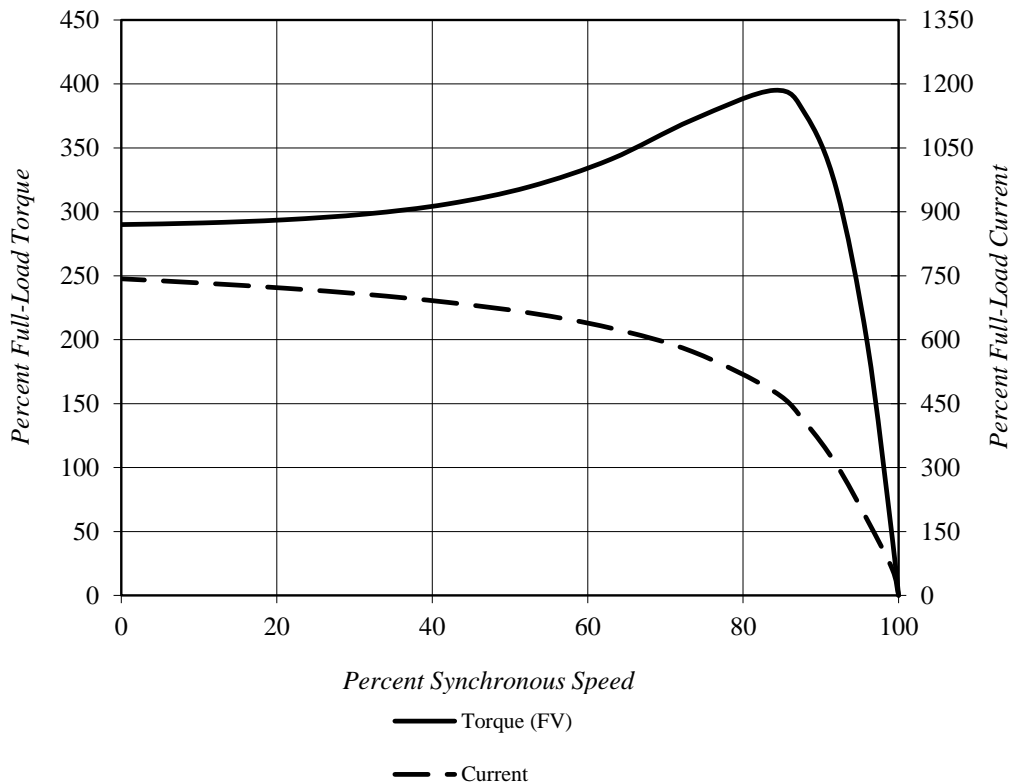
# TOSHIBA INTERNATIONAL CORPORATION

## Speed Torque/Current Curve

<b>Model #:</b>	Y552SDMV7KS-PL			<b>FLAmps:</b>	18.3/10.5
<b>Enclosure:</b>	TEFC	<b>Voltage:</b>	230/400 V	<b>Frame:</b>	132S
<b>Pole:</b>	2	<b>Frequency:</b>	3 PH / 50 Hz	<b>Ins. Class:</b>	F
<b>KW:</b>	5.5	<b>Rotor Inertia:</b>	0.49 lb-ft <sup>2</sup>	<b>Date:</b>	8/14/2020
<b>FLRPM:</b>	2915	<b>Load Inertia:</b>	N/A	<b>File:</b>	2Y55 Rev.1 (5.5)

<b>Locked Rotor Amps:</b>	135/78 A	<b>Load Type:</b>	N/A
<b>Locked Rotor Torque:</b>	290%	<b>Starting at:</b>	N/A
<b>Breakdown Torque:</b>	395%	<b>Accel. Time:</b>	N/A
<b>Rated Torque:</b>	13.3 lb-ft		

### *Design Values*



**Comments:** PROJECT -  
 \_\_\_\_\_  
 \_\_\_\_\_  
 \_\_\_\_\_

**D.E.Curve #:** 2Y55 Rev.1 (5.5)

**Prepared by:** Zichao Xie

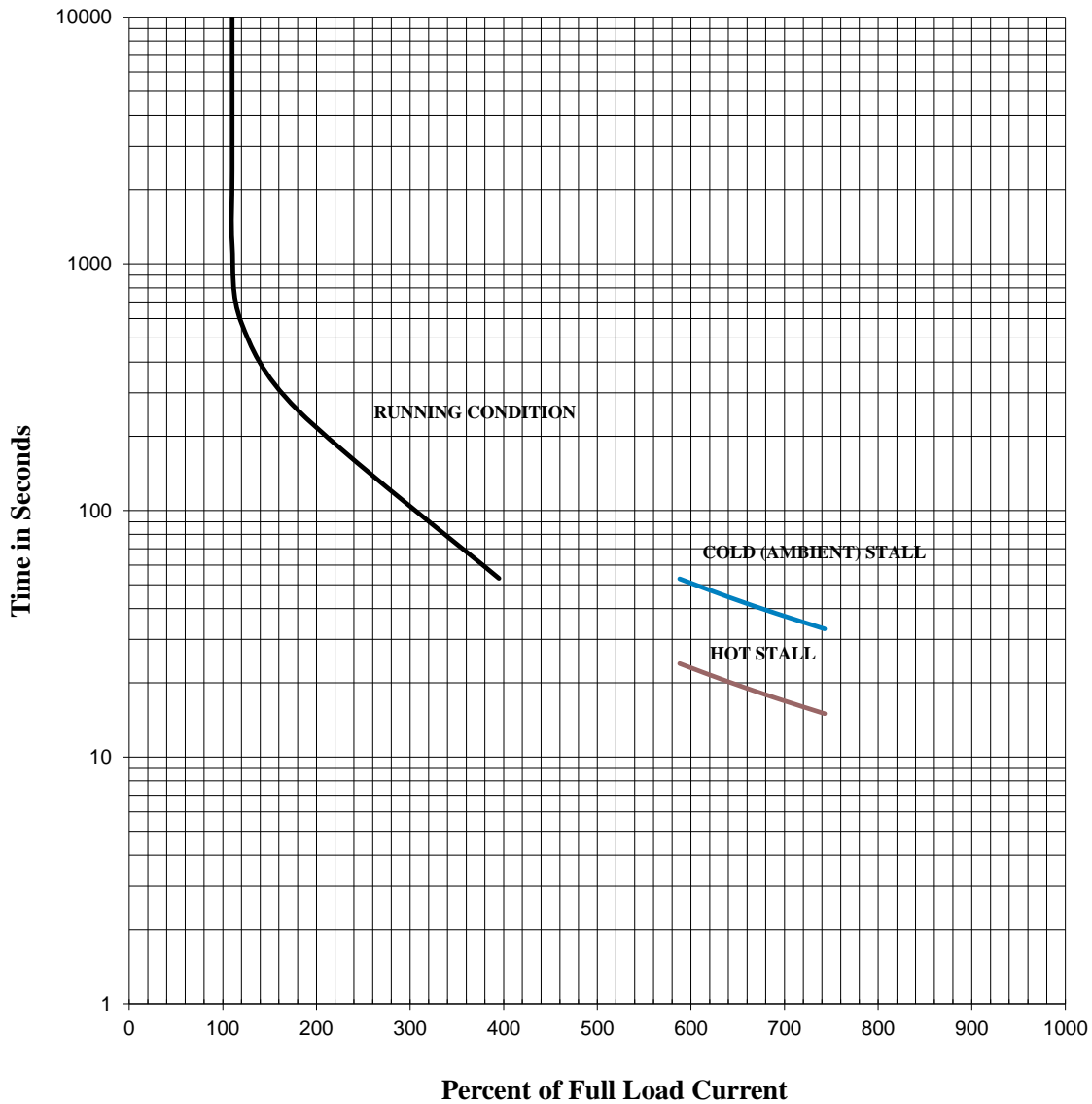
**Checked by:**

# TOSHIBA INTERNATIONAL CORPORATION

## Thermal Limit & Acceleration Curves

*Design Values (For Reference Only)*

<b>Model #:</b>	Y552SDMV7KS-PL			<b>FLAmps:</b>	18.3/10.5
<b>Enclosure:</b>	TEFC	<b>Voltage:</b>	230/400 V	<b>Frame:</b>	132S
<b>Pole:</b>	2	<b>Frequency:</b>	3 PH / 50 Hz	<b>Ins. Class:</b>	F
<b>KW:</b>	5.5	<b>Rotor Inertia:</b>	0.49 lb-ft <sup>2</sup>	<b>Date:</b>	8/14/2020
<b>FLRPM:</b>	2915	<b>Load Inertia:</b>	N/A	<b>File:</b>	2Y55 Rev.1 (5.5)



**Comments:** PROJECT -  
 \_\_\_\_\_  
 \_\_\_\_\_  
 \_\_\_\_\_

**D.E.Curve #:** 2Y55 Rev.1 (5.5)

**Prepared by:** Zichao Xie

**Checked by:**

**TOSHIBA INTERNATIONAL CORPORATION**  
**Industrial Division / Houston Motor Plant**

**SQUIRREL CAGE INDUCTION MOTOR**  
**PERFORMANCE SPECIFICATIONS**

INDEX	MPCF-1033
SHEET NO.	1 of 1
ISSUED	7/31/13
SUPERSEDES	11/8/96
REVISION	2
WRITTEN BY	MDC
APPROVED BY	PAA

CUSTOMER: -  
TIC SR No.: -

**MOTOR NAMEPLATE DATA**

H.P.: -	VOLTS: 240/415	3 PH / 50 Hz	S. RPM: 3000
FRAME: 132S	ENCL: TEFC	FLAMPS: 18.2/10.5	FLRPM: 2920
FORM: FCKL1	S.F.: -	IEC DESIGN N	INSUL CLASS: F
TYPE: IKKH	AMB.: 40°C	CODE: -	DUTY: Cont.
MODEL No.: Y552SDMV7KS-PL		kW: 5.5	
NOM. EFF.: 89.2	MIN. EFF.: -	cosØ 0.82	

**AMPERAGE**

LOCKED ROTOR: 140/81

**TORQUES**

FULL LOAD (lb-ft.): 13.3  
LOCKED ROTOR (%): 315  
BREAK DOWN (%): 410

**\*\*BEARINGS:**

DRIVE END: REFER TO NP  
OPPOSITE DRIVE END: REFER TO NP

**EFFICIENCY**

FULL LOAD: 89.2  
3/4 LOAD: 88.7  
1/2 LOAD: 86.3

**POWER FACTOR**

FULL LOAD: 82.0  
3/4 LOAD: 75.7  
1/2 LOAD: 63.7

ALL CHARACTERISTICS ARE AVERAGE EXPECTED VALUES BASED UPON RATED VOLTAGE,  
FREQUENCY AND SINEWAVE POWER INPUT.

THE DECLARED LOCKED ROTOR CURRENT HAS A TOLERANCE OF 20%.

\* TEMPERATURE RISE WILL BE CONSISTENT WITH INSULATION, AMBIENT AND SERVICE FACTOR AS  
DEFINED BY NEMA-MG-12 OR -20.

\*\* BEARINGS ARE THE ONLY RECOMMENDED SPARE PART(S).

**CERTIFIED BY:** Zichao Xie

**DATE:** 8/14/2020

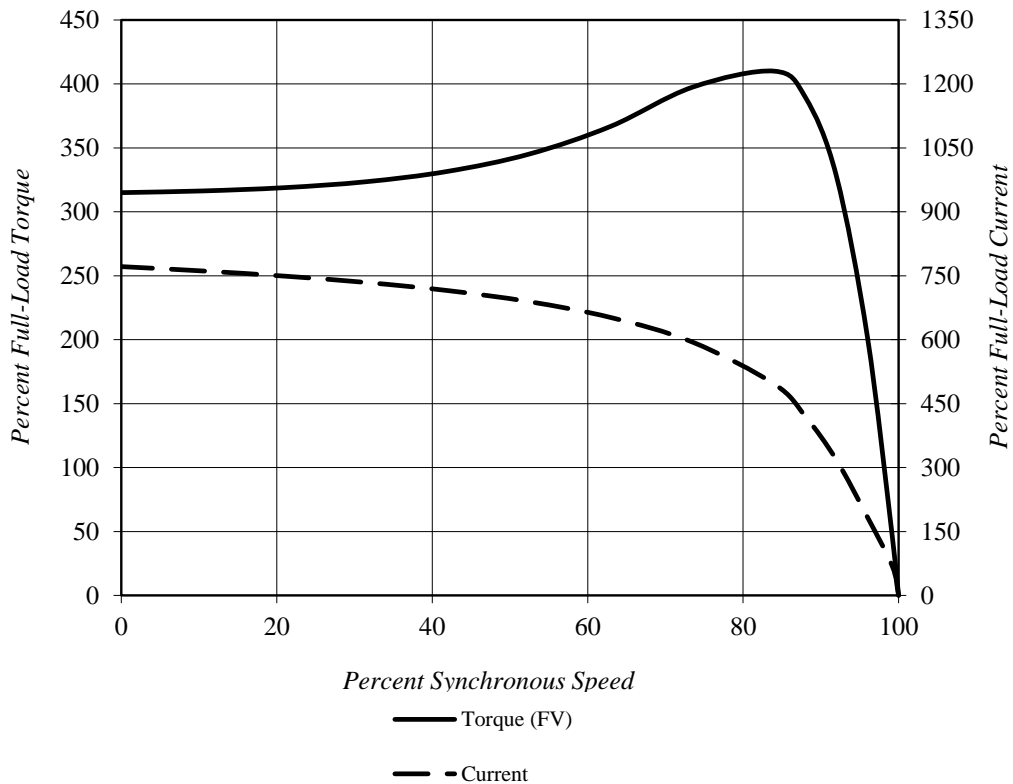
# TOSHIBA INTERNATIONAL CORPORATION

## Speed Torque/Current Curve

<b>Model #:</b>	Y552SDMV7KS-PL			<b>FLAmps:</b>	18.2/10.5
<b>Enclosure:</b>	TEFC	<b>Voltage:</b>	240/415 V	<b>Frame:</b>	132S
<b>Pole:</b>	2	<b>Frequency:</b>	3 PH / 50 Hz	<b>Ins. Class:</b>	F
<b>KW:</b>	5.5	<b>Rotor Inertia:</b>	0.49 lb-ft <sup>2</sup>	<b>Date:</b>	8/14/2020
<b>FLRPM:</b>	2920	<b>Load Inertia:</b>	N/A	<b>File:</b>	2Y55 Rev.1 (5.5)

<b>Locked Rotor Amps:</b>	140/81 A	<b>Load Type:</b>	N/A
<b>Locked Rotor Torque:</b>	315%	<b>Starting at:</b>	N/A
<b>Breakdown Torque:</b>	410%	<b>Accel. Time:</b>	N/A
<b>Rated Torque:</b>	13.3 lb-ft		

### *Design Values*



**Comments:** PROJECT -  
 \_\_\_\_\_  
 \_\_\_\_\_  
 \_\_\_\_\_

**D.E.Curve #:** 2Y55 Rev.1 (5.5)

**Prepared by:** Zichao Xie

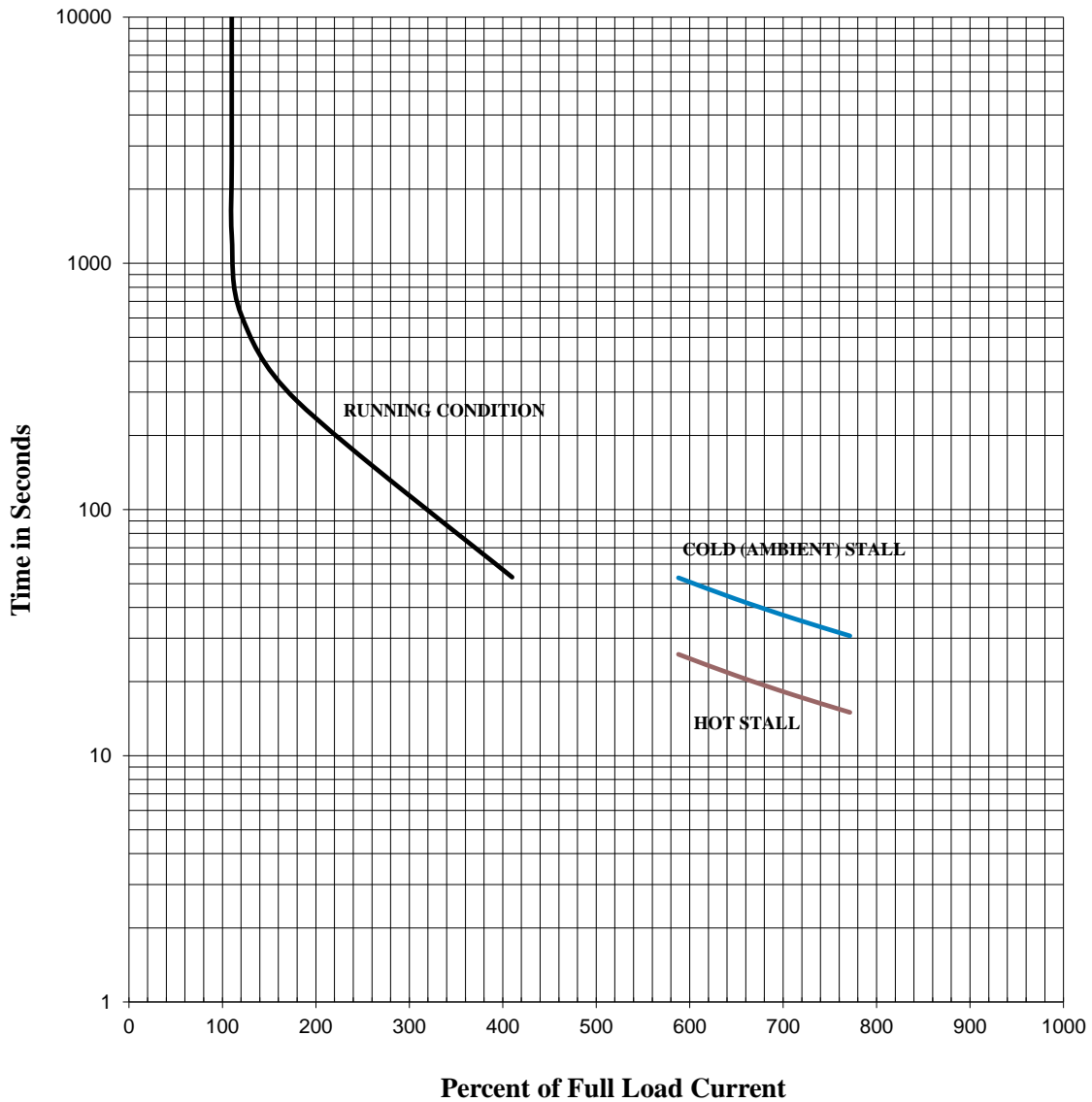
**Checked by:**

# TOSHIBA INTERNATIONAL CORPORATION

## Thermal Limit & Acceleration Curves

*Design Values (For Reference Only)*

<b>Model #:</b>	Y552SDMV7KS-PL			<b>FLAmps:</b>	18.2/10.5
<b>Enclosure:</b>	TEFC	<b>Voltage:</b>	240/415 V	<b>Frame:</b>	132S
<b>Pole:</b>	2	<b>Frequency:</b>	3 PH / 50 Hz	<b>Ins. Class:</b>	F
<b>KW:</b>	5.5	<b>Rotor Inertia:</b>	0.49 lb-ft <sup>2</sup>	<b>Date:</b>	8/14/2020
<b>FLRPM:</b>	2920	<b>Load Inertia:</b>	N/A	<b>File:</b>	2Y55 Rev.1 (5.5)



**Comments:** PROJECT -  
 \_\_\_\_\_  
 \_\_\_\_\_  
 \_\_\_\_\_

**D.E.Curve #:** 2Y55 Rev.1 (5.5)

<b>Prepared by:</b> Zichao Xie	<b>Checked by:</b>
--------------------------------	--------------------

**TOSHIBA INTERNATIONAL CORPORATION**  
**Industrial Division / Houston Motor Plant**

**SQUIRREL CAGE INDUCTION MOTOR**  
**PERFORMANCE SPECIFICATIONS**

INDEX	MPCF-1033
SHEET NO.	1 of 1
ISSUED	7/31/13
SUPERSEDES	11/8/96
REVISION	2
WRITTEN BY	MDC
APPROVED BY	PAA

CUSTOMER: -  
TIC SR No.: -

**MOTOR NAMEPLATE DATA**

H.P.: -	VOLTS: 220/380	3 PH / 50 Hz	S. RPM: 3000
FRAME: 132S	ENCL: TEFC	FLAMPS: 18.7/10.8	FLRPM: 2905
FORM: FCKL1	S.F.: -	IEC DESIGN N	INSUL CLASS: F
TYPE: IKKH	AMB.: 40°C	CODE: -	DUTY: Cont.
MODEL No.: Y552SDMV7KS-PL		kW: 5.5	
NOM. EFF.: 89.2	MIN. EFF.: -	cosØ 0.88	

**AMPERAGE**

LOCKED ROTOR: 126/73

**TORQUES**

FULL LOAD (lb-ft.): 13.4  
LOCKED ROTOR (%): 255  
BREAK DOWN (%): 355

**\*\*BEARINGS:**

DRIVE END: REFER TO NP  
OPPOSITE DRIVE END: REFER TO NP

**EFFICIENCY**

FULL LOAD: 88.3  
3/4 LOAD: 88.3  
1/2 LOAD: 86.7

**POWER FACTOR**

FULL LOAD: 88.0  
3/4 LOAD: 84.4  
1/2 LOAD: 75.8

ALL CHARACTERISTICS ARE AVERAGE EXPECTED VALUES BASED UPON RATED VOLTAGE,  
FREQUENCY AND SINEWAVE POWER INPUT.

THE DECLARED LOCKED ROTOR CURRENT HAS A TOLERANCE OF 20%.

\* TEMPERATURE RISE WILL BE CONSISTENT WITH INSULATION, AMBIENT AND SERVICE FACTOR AS  
DEFINED BY NEMA-MG-12 OR -20.

\*\* BEARINGS ARE THE ONLY RECOMMENDED SPARE PART(S).

**CERTIFIED BY:** Zichao Xie

**DATE:** 8/14/2020



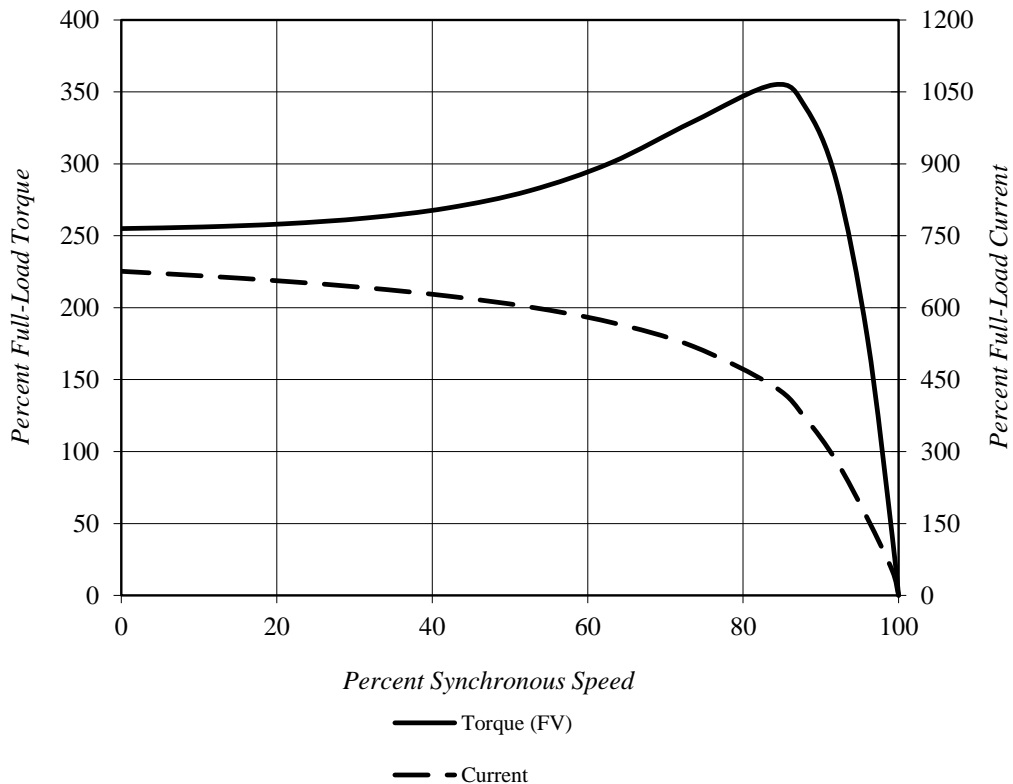
# TOSHIBA INTERNATIONAL CORPORATION

## Speed Torque/Current Curve

<b>Model #:</b>	Y552SDMV7KS-PL			<b>FLAmps:</b>	18.7/10.8
<b>Enclosure:</b>	TEFC	<b>Voltage:</b>	220/380 V	<b>Frame:</b>	132S
<b>Pole:</b>	2	<b>Frequency:</b>	3 PH / 50 Hz	<b>Ins. Class:</b>	F
<b>KW:</b>	5.5	<b>Rotor Inertia:</b>	0.49 lb-ft <sup>2</sup>	<b>Date:</b>	8/14/2020
<b>FLRPM:</b>	2905	<b>Load Inertia:</b>	N/A	<b>File:</b>	2Y55 Rev.1 (5.5)

<b>Locked Rotor Amps:</b>	126/73 A	<b>Load Type:</b>	N/A
<b>Locked Rotor Torque:</b>	255%	<b>Starting at:</b>	N/A
<b>Breakdown Torque:</b>	355%	<b>Accel. Time:</b>	N/A
<b>Rated Torque:</b>	13.4 lb-ft		

### *Design Values*



**Comments:** PROJECT -  
 \_\_\_\_\_  
 \_\_\_\_\_  
 \_\_\_\_\_

**D.E.Curve #:** 2Y55 Rev.1 (5.5)

**Prepared by:** Zichao Xie

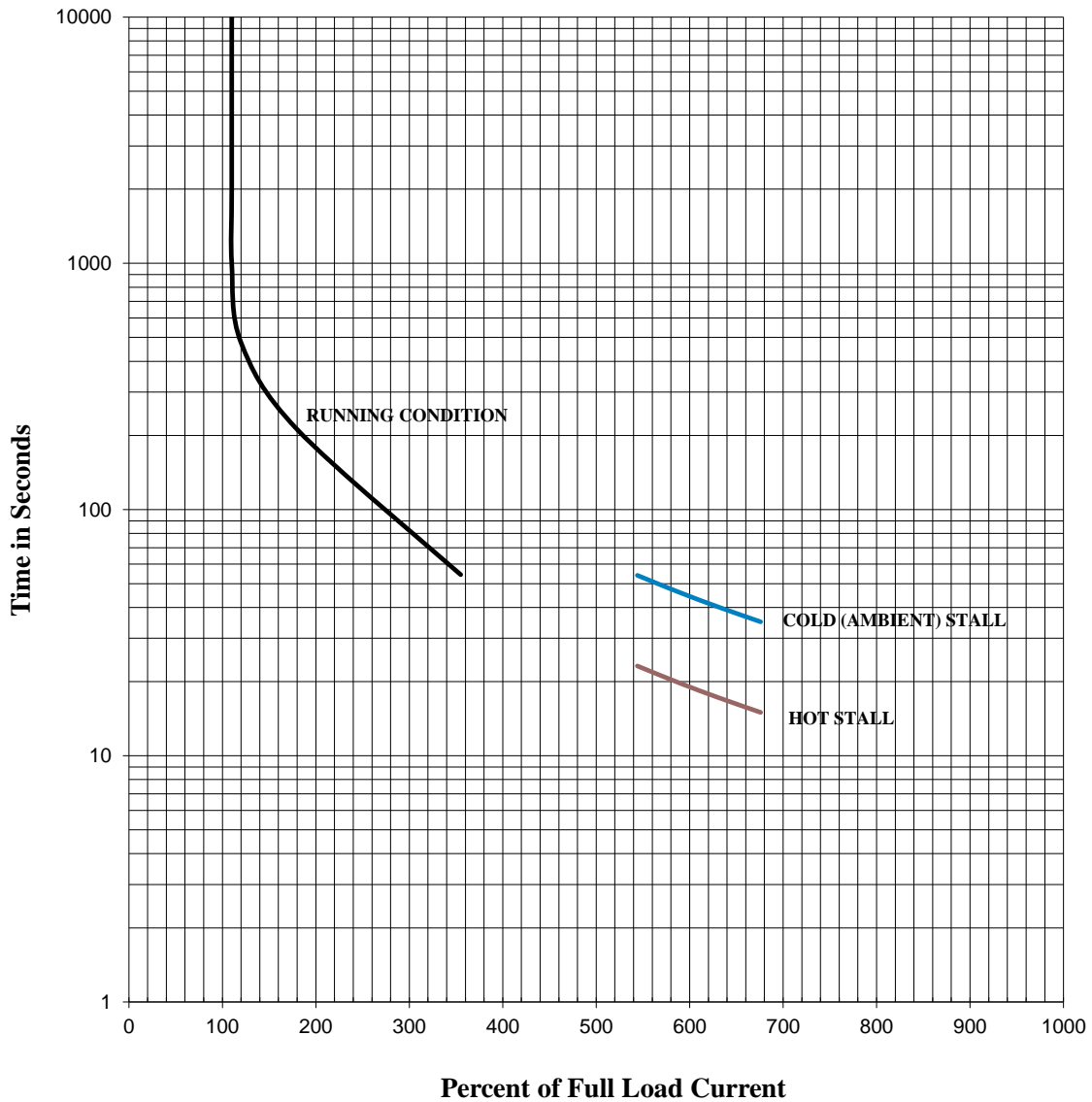
**Checked by:**

# TOSHIBA INTERNATIONAL CORPORATION

## Thermal Limit & Acceleration Curves

*Design Values (For Reference Only)*

<b>Model #:</b>	Y552SDMV7KS-PL			<b>FLAmps:</b>	18.7/10.8
<b>Enclosure:</b>	TEFC	<b>Voltage:</b>	220/380 V	<b>Frame:</b>	132S
<b>Pole:</b>	2	<b>Frequency:</b>	3 PH / 50 Hz	<b>Ins. Class:</b>	F
<b>KW:</b>	5.5	<b>Rotor Inertia:</b>	0.49 lb-ft <sup>2</sup>	<b>Date:</b>	8/14/2020
<b>FLRPM:</b>	2905	<b>Load Inertia:</b>	N/A	<b>File:</b>	2Y55 Rev.1 (5.5)



**Comments:** PROJECT -  
 \_\_\_\_\_  
 \_\_\_\_\_  
 \_\_\_\_\_

**D.E.Curve #:** 2Y55 Rev.1 (5.5)

<b>Prepared by:</b> Zichao Xie	<b>Checked by:</b>
--------------------------------	--------------------

<b>TOSHIBA INTERNATIONAL CORPORATION</b> Industrial Division / Houston Motor Plant  <b>SQUIRREL CAGE INDUCTION MOTOR</b> <b>PERFORMANCE SPECIFICATIONS</b>	INDEX	MPCF-1033
	SHEET NO.	1 of 1
	ISSUED	7/31/13
	SUPERSEDES	11/8/96
	REVISION	2
	WRITTEN BY	MDC
	APPROVED BY	PAA

CUSTOMER: -  
TIC SR No.: -

MOTOR NAMEPLATE DATA			
H.P.: 7.5	VOLTS: 460	3 PH / 60 Hz	S. RPM: 3600
FRAME: 132S	ENCL: TEFC	FLAMPS: 9.0	FLRPM: 3530
FORM: FCKL1	S.F.: 1.15	NEMA DESIGN: A	INSUL CLASS: F
TYPE: IKKH	AMB.: 40°C	CODE: K	DUTY: Cont.
MODEL No.: Y552SDMV7KS-PL		kW: 5.5	
NOM. EFF.: 89.5	MIN. EFF.: -	P.F.: 85.0	

AMPERAGE	TORQUES	**BEARINGS:
LOCKED ROTOR: 78	FULL LOAD (lb-ft.): 11.0	DRIVE END: REFER TO NP
	LOCKED ROTOR (%): 345	OPPOSITE DRIVE END: REFER TO NP
	BREAK DOWN (%): 420	

EFFICIENCY	POWER FACTOR
FULL LOAD: 90.2	FULL LOAD: 85.2
3/4 LOAD: 89.4	3/4 LOAD: 80.1
1/2 LOAD: 86.8	1/2 LOAD: 69.3

ALL CHARACTERISTICS ARE AVERAGE EXPECTED VALUES BASED UPON RATED VOLTAGE, FREQUENCY AND SINEWAVE POWER INPUT.  
THE DECLARED LOCKED ROTOR CURRENT HAS A TOLERANCE OF 20%.  
\* TEMPERATURE RISE WILL BE CONSISTENT WITH INSULATION, AMBIENT AND SERVICE FACTOR AS DEFINED BY NEMA-MG-12 OR -20.  
\*\* BEARINGS ARE THE ONLY RECOMMENDED SPARE PART(S).

**CERTIFIED BY:** Zichao Xie

**DATE:** 8/14/2020

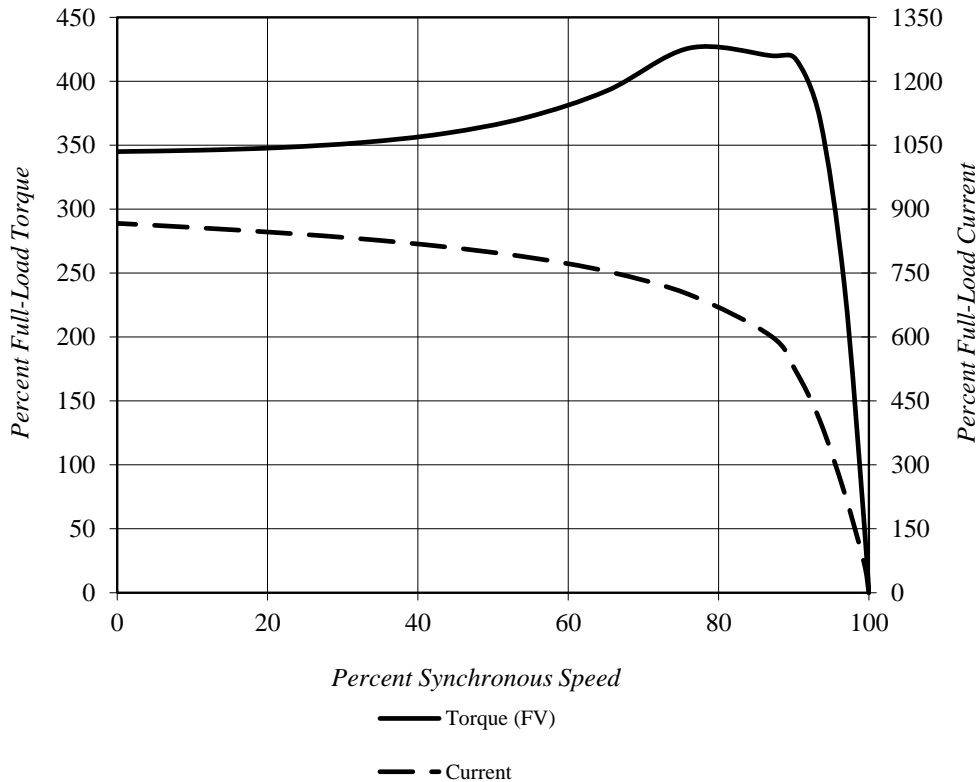
# TOSHIBA INTERNATIONAL CORPORATION

## Speed Torque/Current Curve

<b>Model #:</b>	Y552SDMV7KS-PL			<b>FLAmps:</b>	9.0
<b>Enclosure:</b>	TEFC	<b>Voltage:</b>	460 V	<b>Frame:</b>	132S
<b>Pole:</b>	2	<b>Frequency:</b>	3 PH / 60 Hz	<b>Ins. Class:</b>	F
<b>HP:</b>	7.5	<b>Rotor Inertia:</b>	0.49 lb-ft <sup>2</sup>	<b>Date:</b>	8/14/2020
<b>FLRPM:</b>	3530	<b>Load Inertia:</b>	N/A	<b>File:</b>	2Y55 Rev.1 (5.5)

<b>Locked Rotor Amps:</b>	78 A	<b>Load Type:</b>	N/A
<b>Locked Rotor Torque:</b>	345%	<b>Starting at:</b>	N/A
<b>Breakdown Torque:</b>	420%	<b>Accel. Time:</b>	N/A
<b>Rated Torque:</b>	11 lb-ft		

### Design Values



**Comments:** PROJECT -  
 \_\_\_\_\_  
 \_\_\_\_\_  
 \_\_\_\_\_

**D.E. Curve #:** 2Y55 Rev.1 (5.5)

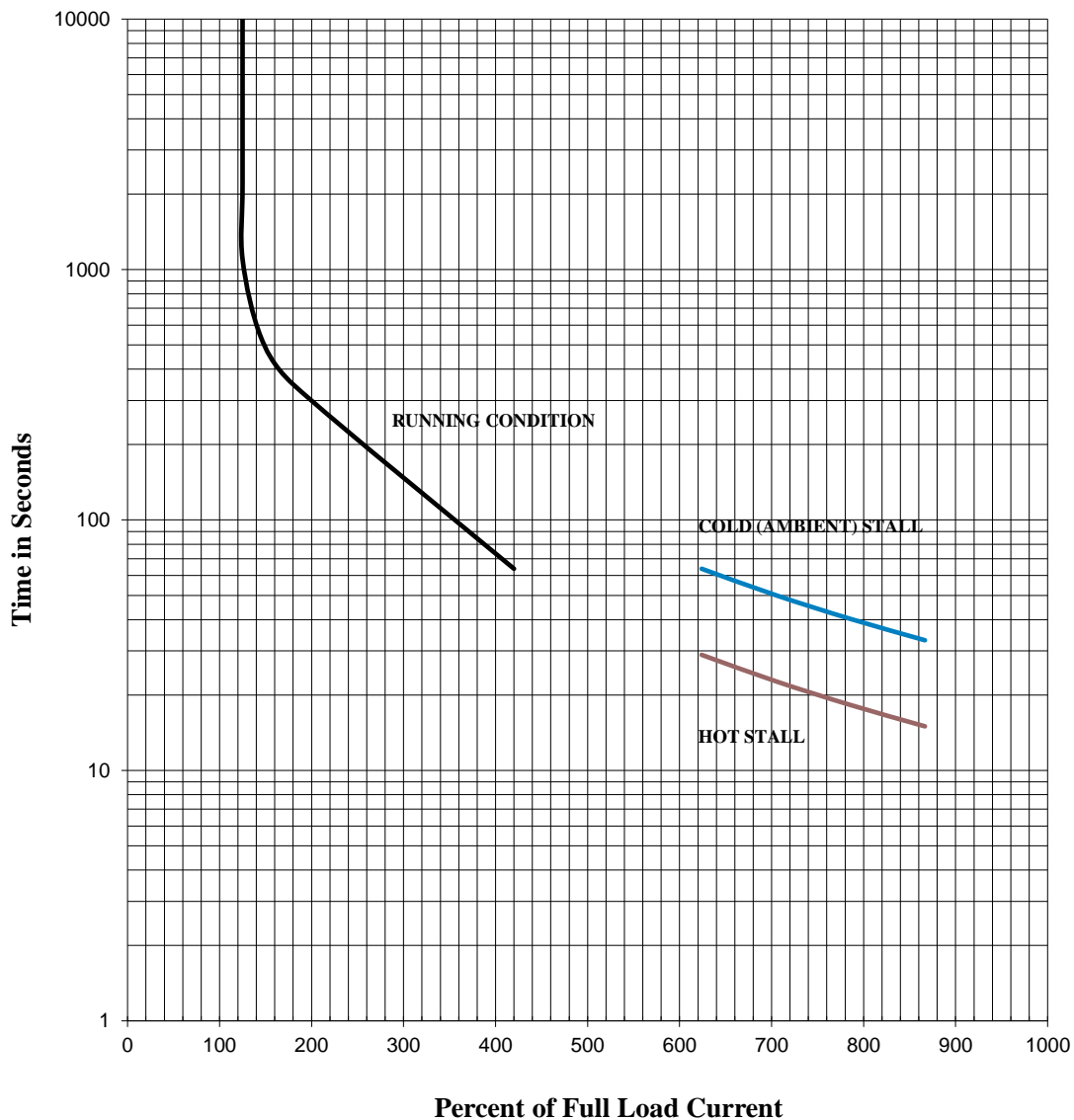
<b>Prepared by:</b> Zichao Xie	<b>Checked by:</b>
--------------------------------	--------------------

# TOSHIBA INTERNATIONAL CORPORATION

## Thermal Limit & Acceleration Curves

*Design Values (For Reference Only)*

<b>Model #:</b>	Y552SDMV7KS-PL			<b>FLAmps:</b>	9.0
<b>Enclosure:</b>	TEFC	<b>Voltage:</b>	460 V	<b>Frame:</b>	132S
<b>Pole:</b>	2	<b>Frequency:</b>	3 PH / 60 Hz	<b>Ins. Class:</b>	F
<b>HP:</b>	7.5	<b>Rotor Inertia:</b>	0.49 lb-ft <sup>2</sup>	<b>Date:</b>	8/14/2020
<b>FLRPM:</b>	3530	<b>Load Inertia:</b>	N/A	<b>File:</b>	2Y55 Rev.1 (5.5)



**Comments:** PROJECT - \_\_\_\_\_  
 \_\_\_\_\_  
 \_\_\_\_\_

**D.E. Curve #:** 2Y55 Rev.1 (5.5)

<b>Prepared by:</b> Zichao Xie	<b>Checked by:</b>
--------------------------------	--------------------