

UNIT: mm

TOSHIBA RESERVES THE RIGHT TO MAKE CHANGES OF TECHNICAL IMPROVEMENT WITHOUT NOTICE. DO NOT USE FOR CONSTRUCTION, INSTALLATION, OR APPLICATION PURPOSES UNLESS THE DRAWING IS CERTIFIED.

B3-FOOT MOUNTED MOTOR OL DRAWING IEC GLOBAL	TYPE: 2-4-6P - 400V
	FRAME: 132M
3HFN000177	
TOSHIBA	
TOSHIBA INTERNATIONAL CORPORATION	

TOLERANCES					
X.	±2.0				
X.X	±0.5				
X.XX	±0.1				
MAXIMUM MOTOR WEIGHT					
	- lbs.				
	- kgs.				
01	Adding tolerance dimension "H"	T.Danh	Sep-10-18	B.Quynh	
NO	REVISION	DRAWN BY	DATE	CHECK	

EQP Global SD
XT SERIES

DRAWN BY: HIEN, NGUYEN
 CHECK BY: B.X.QUYNH
 APPROVED BY: JAY BUGBEE

www.toshiba.com/ind

TOSHIBA INTERNATIONAL CORPORATION Industrial Division / Houston Motor Plant SQUIRREL CAGE INDUCTION MOTOR PERFORMANCE SPECIFICATIONS	INDEX	MPCF-1033
	SHEET NO.	1 of 1
	ISSUED	7/31/13
	SUPERSEDES	11/8/96
	REVISION	2
	WRITTEN BY	MDC
	APPROVED BY	PAA

CUSTOMER: -
TIC SR No.: -

MOTOR NAMEPLATE DATA			
H.P.: -	VOLTS: 230/400	3 PH / 50 Hz	S. RPM: 3000
FRAME: 132M	ENCL: TEFC	FLAMPS: 25/14.3	FLRPM: 2925
FORM: FCK1	S.F.: -	IEC DESIGN N	INSUL CLASS: F
TYPE: IKKH	AMB.: 40°C	CODE: -	DUTY: Cont.
MODEL No.: Y752SDMV7FS-PL		kW: 7.5	
NOM. EFF.: 90.1	MIN. EFF.: -	cosØ 0.84	

AMPERAGE	TORQUES	**BEARINGS:
LOCKED ROTOR: 197/114	FULL LOAD (lb-ft.): 18.1	DRIVE END: REFER TO NP
	LOCKED ROTOR (%): 315	OPPOSITE DRIVE END: REFER TO NP
	BREAK DOWN (%): 415	

EFFICIENCY	POWER FACTOR
FULL LOAD: 90.1	FULL LOAD: 84.2
3/4 LOAD: 89.7	3/4 LOAD: 78.6
1/2 LOAD: 87.8	1/2 LOAD: 67.3

ALL CHARACTERISTICS ARE AVERAGE EXPECTED VALUES BASED UPON RATED VOLTAGE, FREQUENCY AND SINEWAVE POWER INPUT.
THE DECLARED LOCKED ROTOR CURRENT HAS A TOLERANCE OF 20%.
* TEMPERATURE RISE WILL BE CONSISTENT WITH INSULATION, AMBIENT AND SERVICE FACTOR AS DEFINED BY NEMA-MG-12 OR -20.
** BEARINGS ARE THE ONLY RECOMMENDED SPARE PART(S).

CERTIFIED BY: Zichao Xie
DATE: 1/7/2020

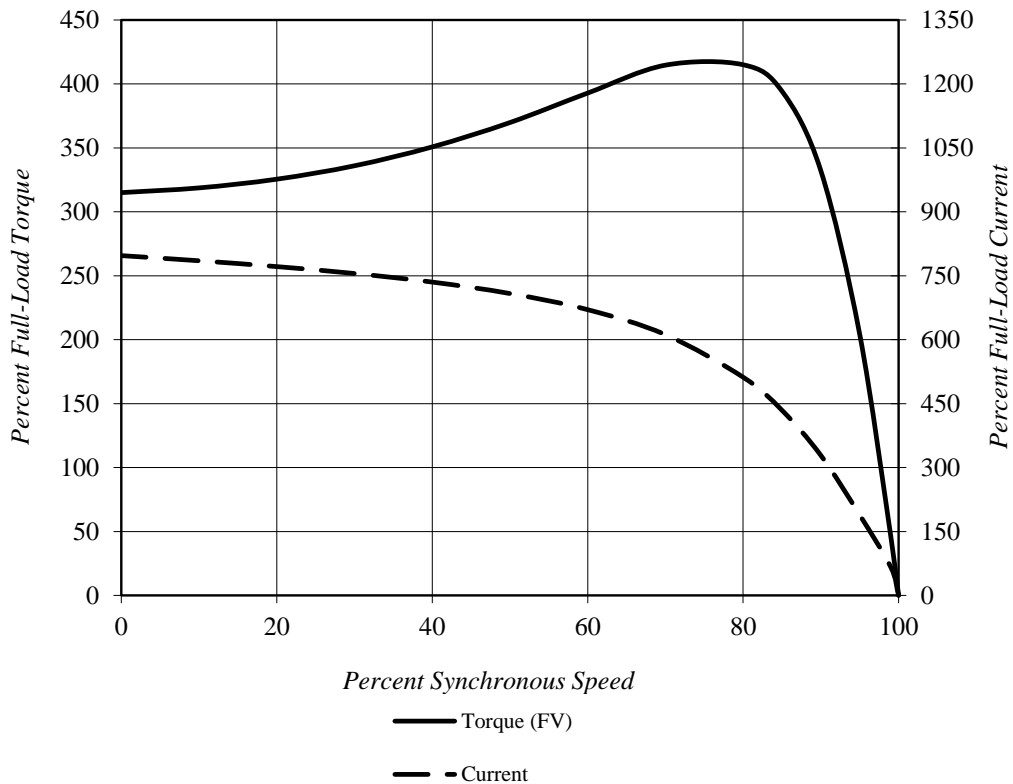
TOSHIBA INTERNATIONAL CORPORATION

Speed Torque/Current Curve

Model #:	Y752SDMV7FS-PL			FLAmps:	25/14.3
Enclosure:	TEFC	Voltage:	230/400 V	Frame:	132M
Pole:	2	Frequency:	3 PH / 50 Hz	Ins. Class:	F
KW:	7.5	Rotor Inertia:	0.60 lb-ft ²	Date:	1/7/2020
FLRPM:	2925	Load Inertia:	N/A	File:	GH2Y75 (7.5kW)

Locked Rotor Amps:	197/114 A	Load Type:	N/A
Locked Rotor Torque:	315%	Starting at:	N/A
Breakdown Torque:	415%	Accel. Time:	N/A
Rated Torque:	18.1 lb-ft		

Design Values



Comments: PROJECT -

D.E.Curve #: GH2Y75 (7.5kW)

Prepared by: Zichao Xie

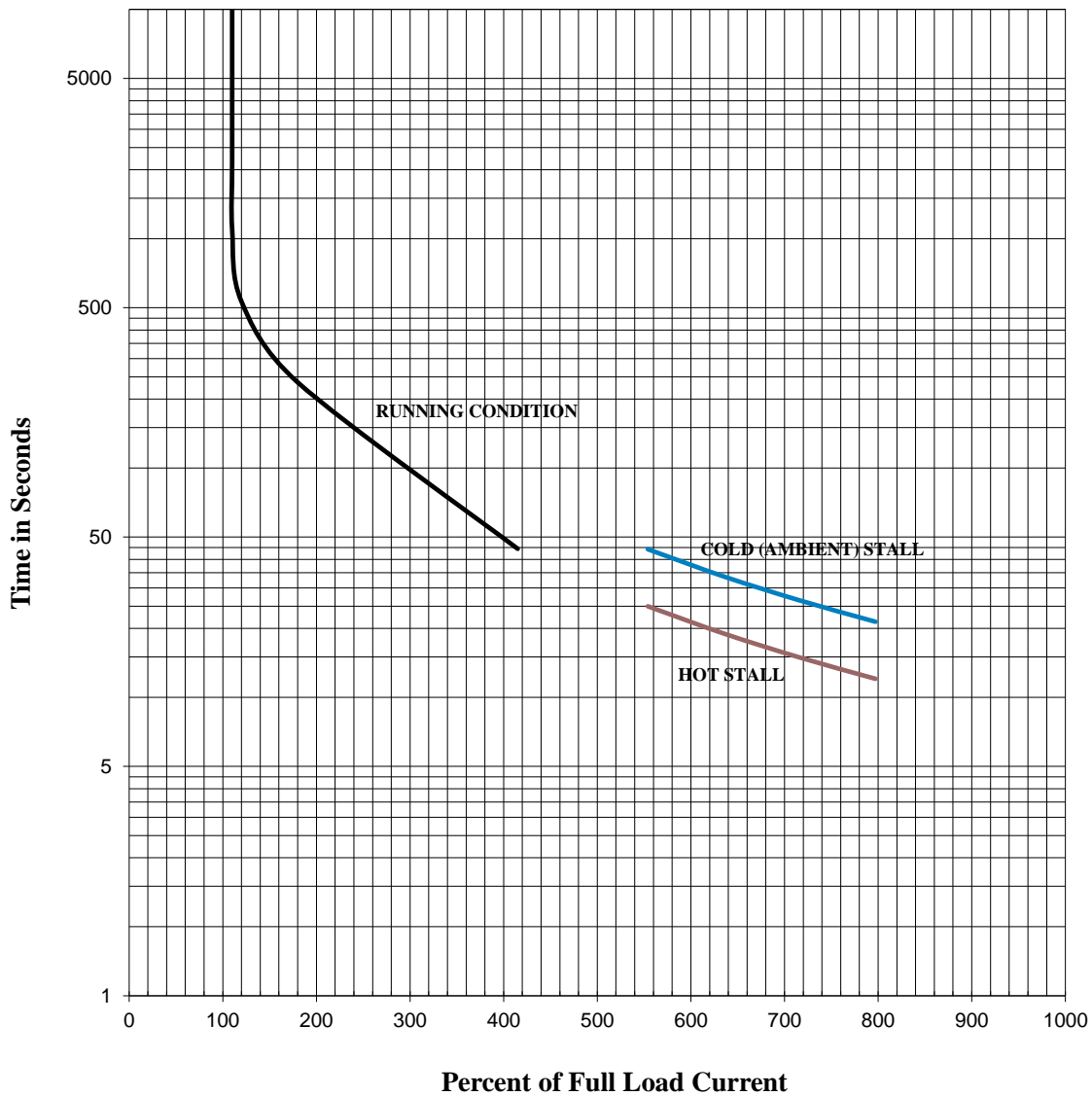
Checked by:

TOSHIBA INTERNATIONAL CORPORATION

Thermal Limit & Acceleration Curves

Design Values (For Reference Only)

Model #:	Y752SDMV7FS-PL			FLAmps:	25/14.3
Enclosure:	TEFC	Voltage:	230/400 V	Frame:	132M
Pole:	2	Frequency:	3 PH / 50 Hz	Ins. Class:	F
KW:	7.5	Rotor Inertia:	0.60 lb-ft ²	Date:	1/7/2020
FLRPM:	2925	Load Inertia:	N/A	File:	GH2Y75 (7.5kW)



Comments: PROJECT _____

D.E. Curve #: GH2Y75 (7.5kW)

Prepared by: Zichao Xie

Checked by:

TOSHIBA INTERNATIONAL CORPORATION
Industrial Division / Houston Motor Plant

SQUIRREL CAGE INDUCTION MOTOR
PERFORMANCE SPECIFICATIONS

INDEX	MPCF-1033
SHEET NO.	1 of 1
ISSUED	7/31/13
SUPERSEDES	11/8/96
REVISION	2
WRITTEN BY	MDC
APPROVED BY	PAA

CUSTOMER: -
TIC SR No.: -

MOTOR NAMEPLATE DATA

H.P.: -	VOLTS: 240/415	3 PH / 50 Hz	S. RPM: 3000
FRAME: 132M	ENCL: TEFC	FLAMPS: 25/14.2	FLRPM: 2925
FORM: FCK1	S.F.: -	IEC DESIGN N	INSUL CLASS: F
TYPE: IKKH	AMB.: 40°C	CODE: -	DUTY: Cont.
MODEL No.: Y752SDMV7FS-PL		kW: 7.5	
NOM. EFF.: 90.1	MIN. EFF.: -	cosØ 0.81	

AMPERAGE

LOCKED ROTOR: 206/119

TORQUES

FULL LOAD (lb-ft.): 18.1
 LOCKED ROTOR (%): 340
 BREAK DOWN (%): 435

****BEARINGS:**

DRIVE END: REFER TO NP
 OPPOSITE DRIVE END: REFER TO NP

EFFICIENCY

FULL LOAD: 90.3
 3/4 LOAD: 89.7
 1/2 LOAD: 87.6

POWER FACTOR

FULL LOAD: 81.4
 3/4 LOAD: 75.0
 1/2 LOAD: 62.9

ALL CHARACTERISTICS ARE AVERAGE EXPECTED VALUES BASED UPON RATED VOLTAGE,
 FREQUENCY AND SINEWAVE POWER INPUT.

THE DECLARED LOCKED ROTOR CURRENT HAS A TOLERANCE OF 20%.

* TEMPERATURE RISE WILL BE CONSISTENT WITH INSULATION, AMBIENT AND SERVICE FACTOR AS
 DEFINED BY NEMA-MG-12 OR -20.

** BEARINGS ARE THE ONLY RECOMMENDED SPARE PART(S).

CERTIFIED BY: Zichao Xie

DATE: 1/7/2020

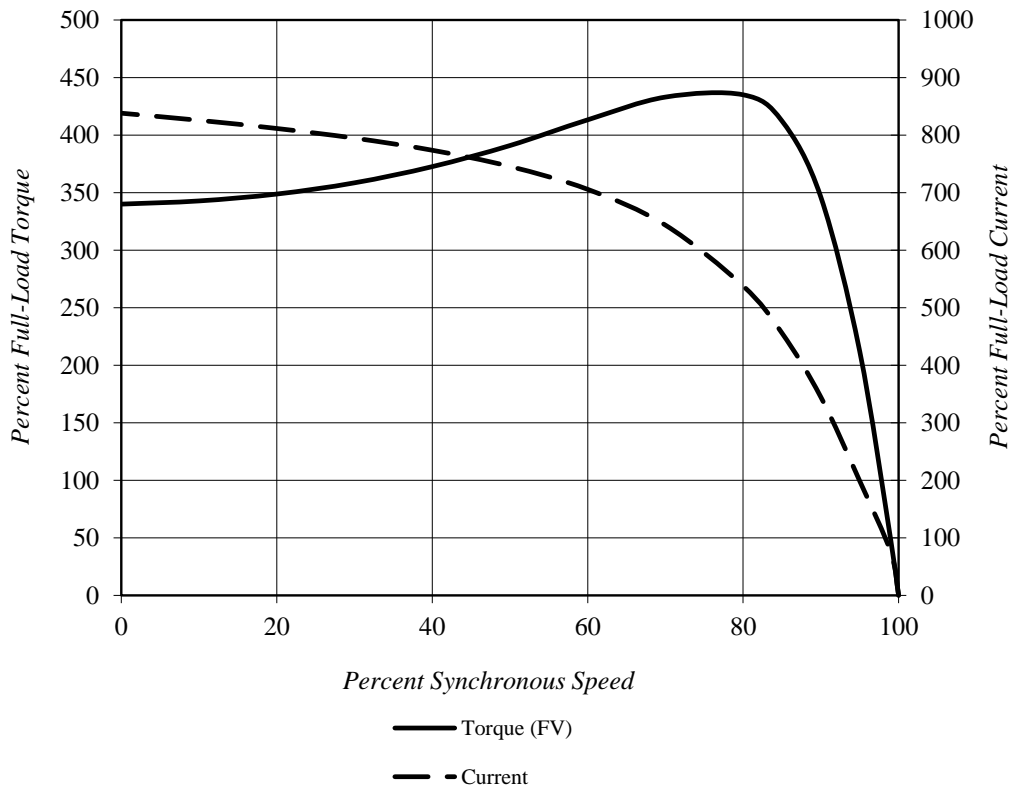
TOSHIBA INTERNATIONAL CORPORATION

Speed Torque/Current Curve

Model #:	Y752SDMV7FS-PL			FLAmps:	25/14.2
Enclosure:	TEFC	Voltage:	240/415 V	Frame:	132M
Pole:	2	Frequency:	3 PH / 50 Hz	Ins. Class:	F
KW:	7.5	Rotor Inertia:	0.60 lb-ft ²	Date:	1/7/2020
FLRPM:	2925	Load Inertia:	N/A	File:	GH2Y75 (7.5kW)

Locked Rotor Amps:	206/119 A	Load Type:	N/A
Locked Rotor Torque:	340%	Starting at:	N/A
Breakdown Torque:	435%	Accel. Time:	N/A
Rated Torque:	18.1 lb-ft		

Design Values



Comments: PROJECT -

D.E. Curve #: GH2Y75 (7.5kW)

Prepared by: Zichao Xie

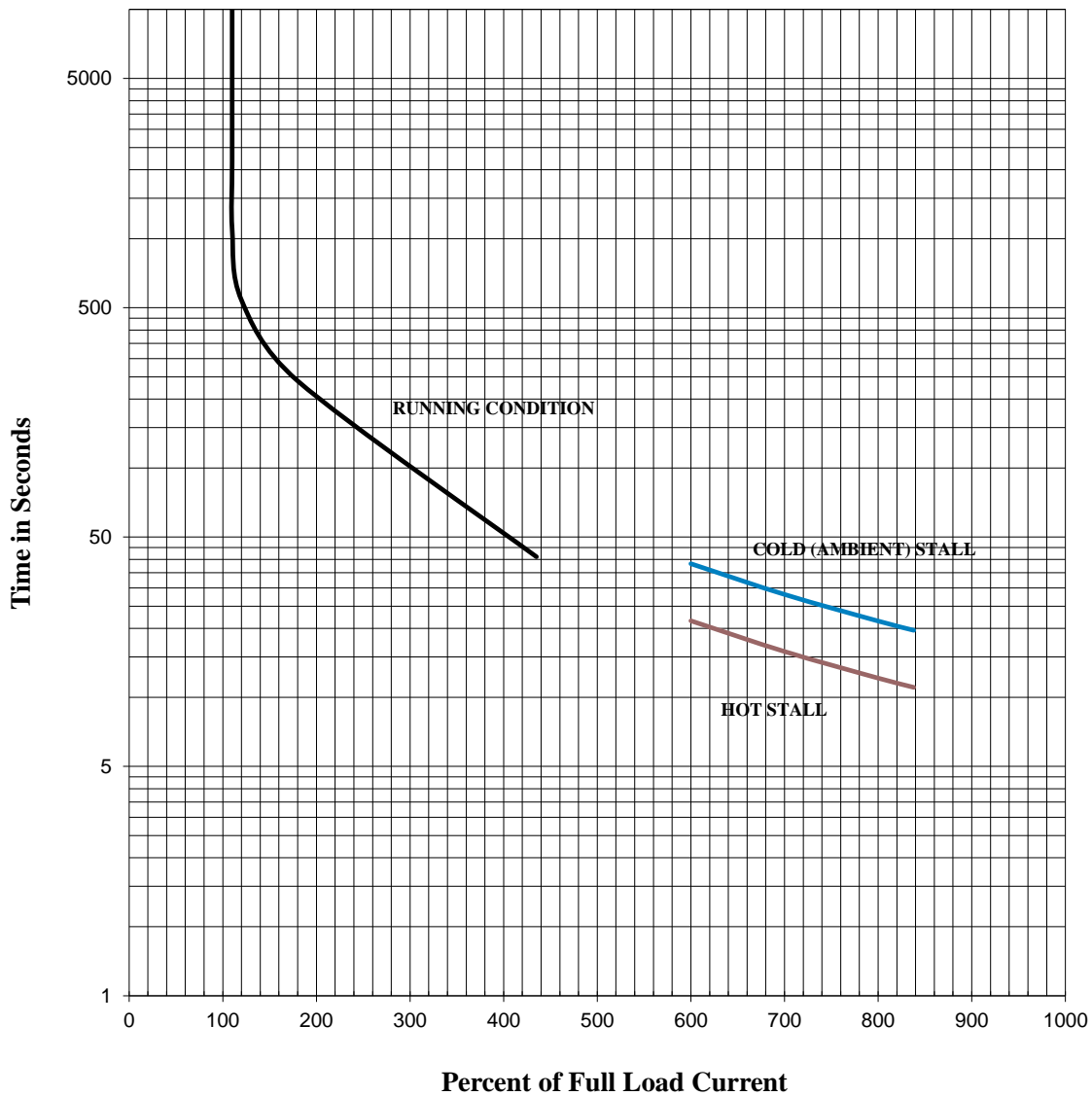
Checked by:

TOSHIBA INTERNATIONAL CORPORATION

Thermal Limit & Acceleration Curves

Design Values (For Reference Only)

Model #:	Y752SDMV7FS-PL			FLAmps:	25/14.2
Enclosure:	TEFC	Voltage:	240/415 V	Frame:	132M
Pole:	2	Frequency:	3 PH / 50 Hz	Ins. Class:	F
KW:	7.5	Rotor Inertia:	0.60 lb-ft ²	Date:	1/7/2020
FLRPM:	2925	Load Inertia:	N/A	File:	GH2Y75 (7.5kW)



Comments: PROJECT _____

D.E. Curve #: GH2Y75 (7.5kW)

Prepared by: Zichao Xie

Checked by: _____

TOSHIBA INTERNATIONAL CORPORATION
Industrial Division / Houston Motor Plant

SQUIRREL CAGE INDUCTION MOTOR
PERFORMANCE SPECIFICATIONS

INDEX	MPCF-1033
SHEET NO.	1 of 1
ISSUED	7/31/13
SUPERSEDES	11/8/96
REVISION	2
WRITTEN BY	MDC
APPROVED BY	PAA

CUSTOMER: -
TIC SR No.: -

MOTOR NAMEPLATE DATA

H.P.: -	VOLTS: 220/380	3 PH / 50 Hz	S. RPM: 3000
FRAME: 132M	ENCL: TEFC	FLAMPS: 25/14.6	FLRPM: 2910
FORM: FCK1	S.F.: -	IEC DESIGN N	INSUL CLASS: F
TYPE: IKKH	AMB.: 40°C	CODE: -	DUTY: Cont.
MODEL No.: Y752SDMV7FS-PL		kW: 7.5	
NOM. EFF.: 90.1	MIN. EFF.: -	cosØ 0.87	

AMPERAGE

LOCKED ROTOR: 185/107

TORQUES

FULL LOAD (lb-ft.): 18.2
LOCKED ROTOR (%): 280
BREAK DOWN (%): 375

****BEARINGS:**

DRIVE END: REFER TO NP
OPPOSITE DRIVE END: REFER TO NP

EFFICIENCY

FULL LOAD: 89.5
3/4 LOAD: 89.5
1/2 LOAD: 87.9

POWER FACTOR

FULL LOAD: 87.4
3/4 LOAD: 83.4
1/2 LOAD: 74.1

ALL CHARACTERISTICS ARE AVERAGE EXPECTED VALUES BASED UPON RATED VOLTAGE,
FREQUENCY AND SINEWAVE POWER INPUT.

THE DECLARED LOCKED ROTOR CURRENT HAS A TOLERANCE OF 20%.

* TEMPERATURE RISE WILL BE CONSISTENT WITH INSULATION, AMBIENT AND SERVICE FACTOR AS
DEFINED BY NEMA-MG-12 OR -20.

** BEARINGS ARE THE ONLY RECOMMENDED SPARE PART(S).

CERTIFIED BY: Zichao Xie

DATE: 1/7/2020

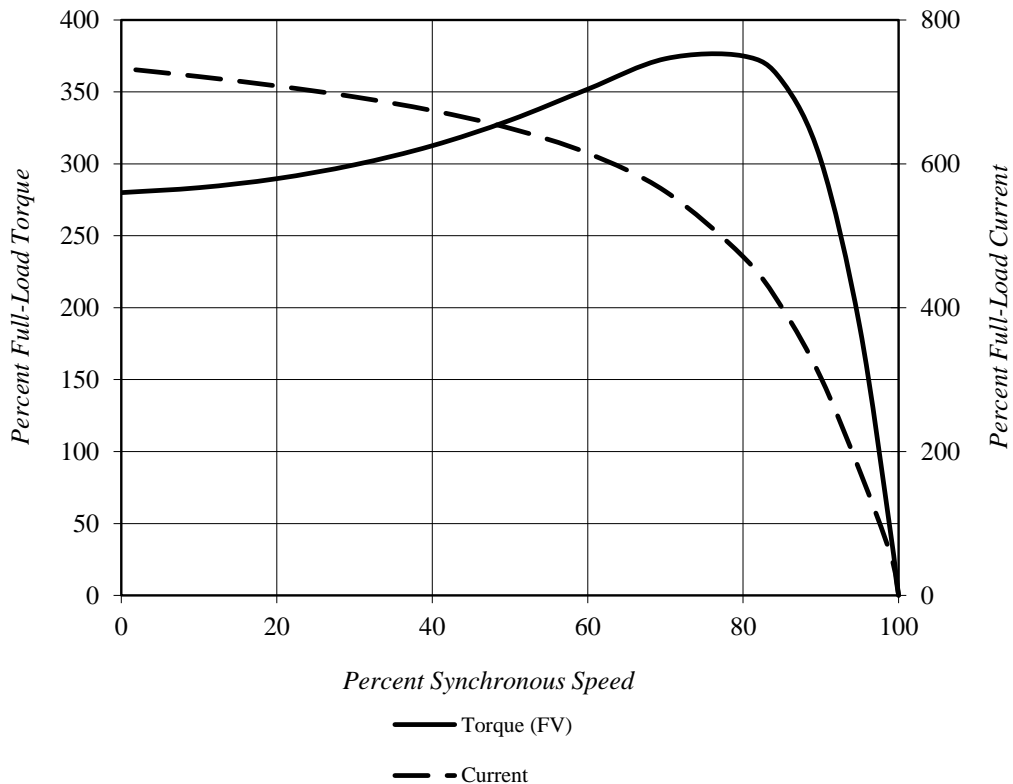
TOSHIBA INTERNATIONAL CORPORATION

Speed Torque/Current Curve

Model #:	Y752SDMV7FS-PL			FLAmps:	25/14.6
Enclosure:	TEFC	Voltage:	220/380 V	Frame:	132M
Pole:	2	Frequency:	3 PH / 50 Hz	Ins. Class:	F
KW:	7.5	Rotor Inertia:	0.60 lb-ft ²	Date:	1/7/2020
FLRPM:	2910	Load Inertia:	N/A	File:	GH2Y75 (7.5kW)

Locked Rotor Amps:	185/107 A	Load Type:	N/A
Locked Rotor Torque:	280%	Starting at:	N/A
Breakdown Torque:	375%	Accel. Time:	N/A
Rated Torque:	18.2 lb-ft		

Design Values



Comments: PROJECT -

D.E. Curve #: GH2Y75 (7.5kW)

Prepared by: Zichao Xie

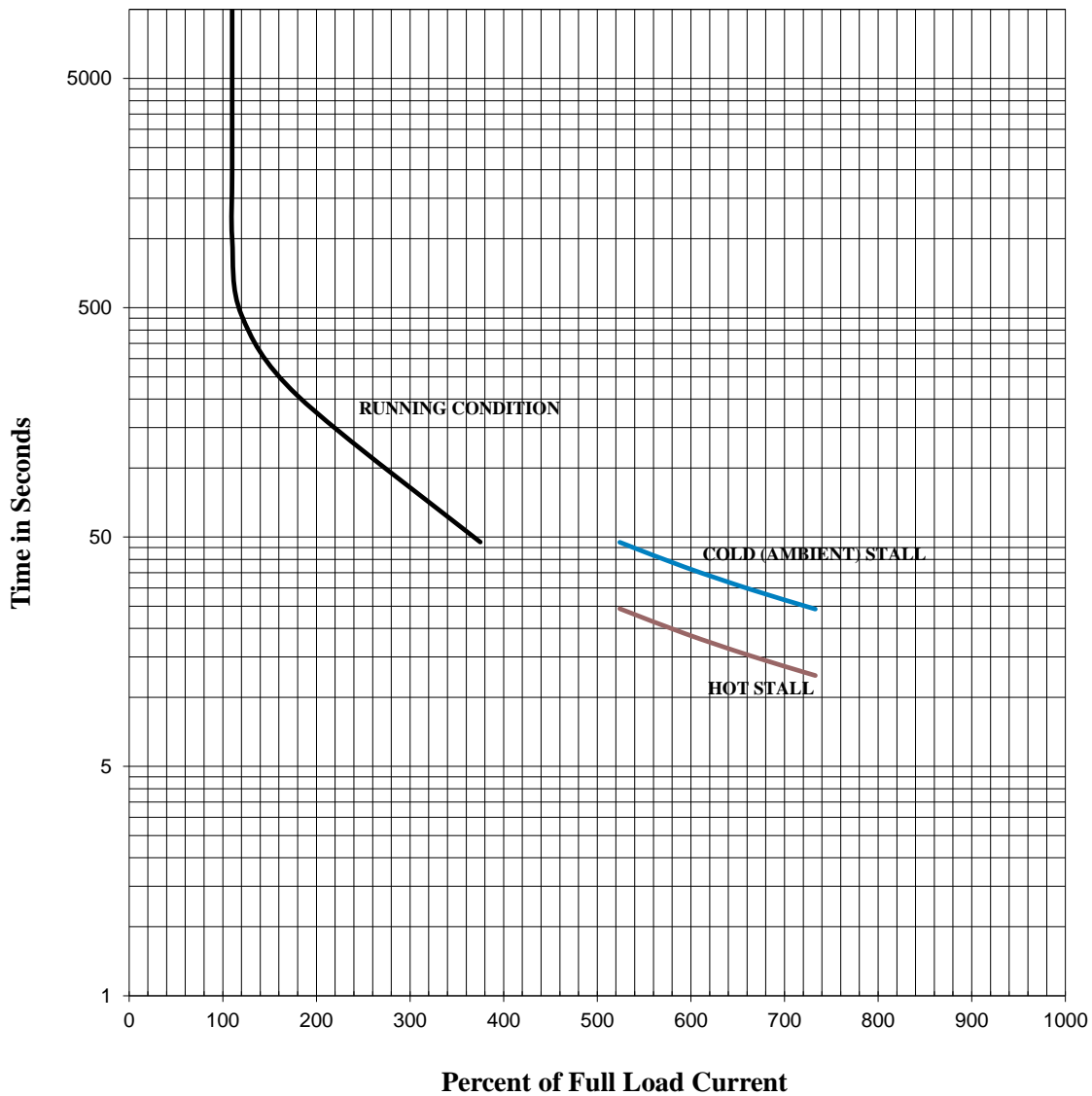
Checked by:

TOSHIBA INTERNATIONAL CORPORATION

Thermal Limit & Acceleration Curves

Design Values (For Reference Only)

Model #:	Y752SDMV7FS-PL			FLAmps:	25/14.6
Enclosure:	TEFC	Voltage:	220/380 V	Frame:	132M
Pole:	2	Frequency:	3 PH / 50 Hz	Ins. Class:	F
KW:	7.5	Rotor Inertia:	0.60 lb-ft ²	Date:	1/7/2020
FLRPM:	2910	Load Inertia:	N/A	File:	GH2Y75 (7.5kW)



Comments: PROJECT _____

D.E.Curve #: GH2Y75 (7.5kW)

Prepared by: Zichao Xie

Checked by:

TOSHIBA INTERNATIONAL CORPORATION
Industrial Division / Houston Motor Plant

SQUIRREL CAGE INDUCTION MOTOR
PERFORMANCE SPECIFICATIONS

INDEX	MPCF-1033
SHEET NO.	1 of 1
ISSUED	7/31/13
SUPERSEDES	11/8/96
REVISION	2
WRITTEN BY	MDC
APPROVED BY	PAA

CUSTOMER: -
 TIC SR No.: -

MOTOR NAMEPLATE DATA

H.P.: 10	VOLTS: 460	3 PH / 60 Hz	S. RPM: 3600
FRAME: 132M	ENCL: TEFC	FLAMPS: 12.3	FLRPM: 3535
FORM: FCK1	S.F.: 1.15	NEMA DESIGN: A	INSUL CLASS: F
TYPE: IKKH	AMB.: 40°C	CODE: L	DUTY: Cont.
MODEL No.: Y752SDMV7FS-PL		kW: 7.5	
NOM. EFF.: 90.2	MIN. EFF.: -	P.F.: 84.0	

AMPERAGE

LOCKED ROTOR: 115

TORQUES

FULL LOAD (lb-ft.): 15.0
 LOCKED ROTOR (%): 375
 BREAK DOWN (%): 445

****BEARINGS:**

DRIVE END: REFER TO NP
 OPPOSITE DRIVE END: REFER TO NP

EFFICIENCY

FULL LOAD: 91.2
 3/4 LOAD: 90.4
 1/2 LOAD: 87.9

POWER FACTOR

FULL LOAD: 84.2
 3/4 LOAD: 78.6
 1/2 LOAD: 67.2

ALL CHARACTERISTICS ARE AVERAGE EXPECTED VALUES BASED UPON RATED VOLTAGE,
 FREQUENCY AND SINEWAVE POWER INPUT.

THE DECLARED LOCKED ROTOR CURRENT HAS A TOLERANCE OF 20%.

* TEMPERATURE RISE WILL BE CONSISTENT WITH INSULATION, AMBIENT AND SERVICE FACTOR AS
 DEFINED BY NEMA-MG-12 OR -20.

** BEARINGS ARE THE ONLY RECOMMENDED SPARE PART(S).

CERTIFIED BY: Zichao Xie

DATE: 1/7/2020

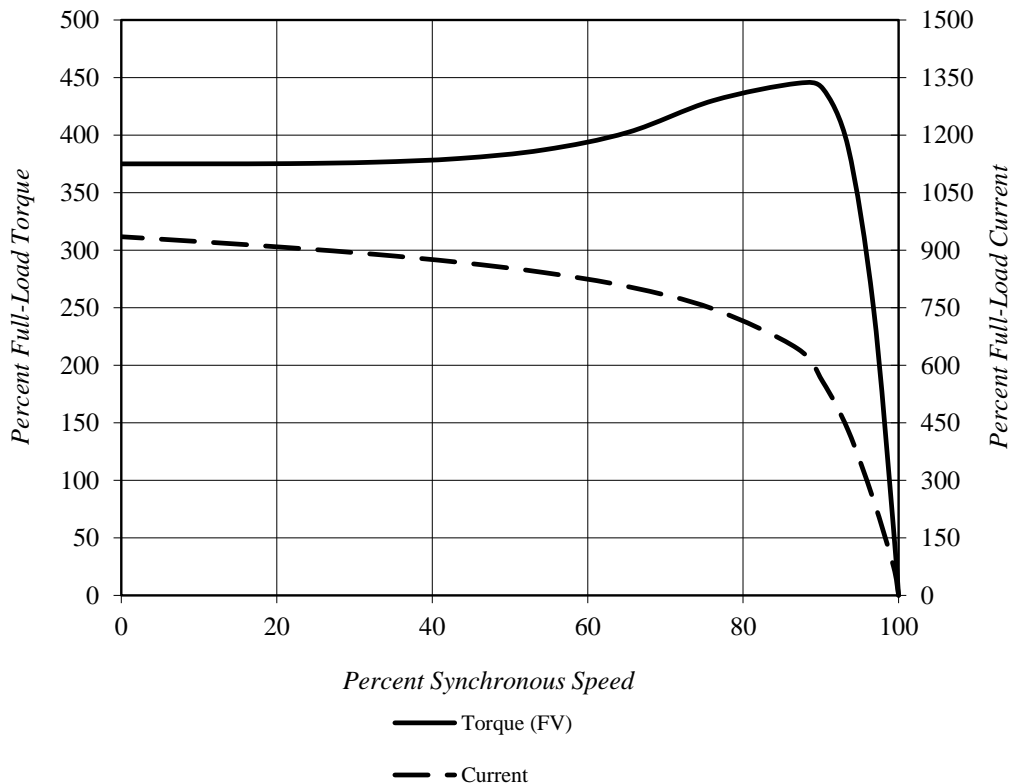
TOSHIBA INTERNATIONAL CORPORATION

Speed Torque/Current Curve

Model #:	Y752SDMV7FS-PL			FLAmps:	12.3
Enclosure:	TEFC	Voltage:	460 V	Frame:	132M
Pole:	2	Frequency:	3 PH / 60 Hz	Ins. Class:	F
HP:	10	Rotor Inertia:	0.60 lb-ft ²	Date:	1/7/2020
FLRPM:	3535	Load Inertia:	N/A	File:	GH2Y75 (7.5kW)

Locked Rotor Amps:	115 A	Load Type:	N/A
Locked Rotor Torque:	375%	Starting at:	N/A
Breakdown Torque:	445%	Accel. Time:	N/A
Rated Torque:	15 lb-ft		

Design Values



Comments: PROJECT -

D.E.Curve #: GH2Y75 (7.5kW)

Prepared by: Zichao Xie

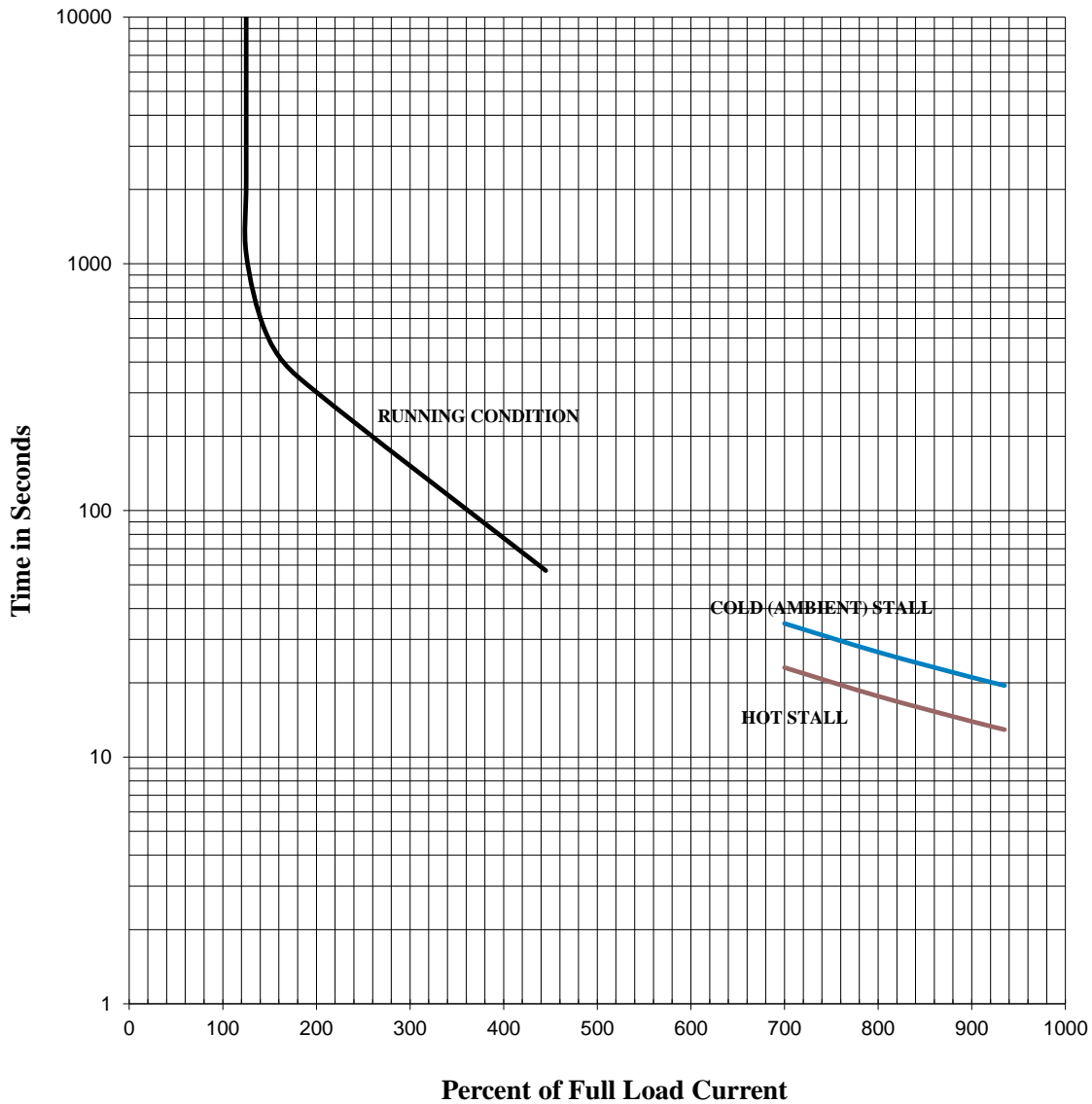
Checked by:

TOSHIBA INTERNATIONAL CORPORATION

Thermal Limit & Acceleration Curves

Design Values (For Reference Only)

Model #:	Y752SDMV7FS-PL			FLAmps:	12.3
Enclosure:	TEFC	Voltage:	460 V	Frame:	132M
Pole:	2	Frequency:	3 PH / 60 Hz	Ins. Class:	F
HP:	10	Rotor Inertia:	0.60 lb-ft ²	Date:	1/7/2020
FLRPM:	3535	Load Inertia:	N/A	File:	GH2Y75 (7.5kW)



Comments: PROJECT -

D.E.Curve #: GH2Y75 (7.5kW)

Prepared by: Zichao Xie

Checked by: