

UNIT: mm

TOSHIBA RESERVES THE RIGHT TO MAKE CHANGES OF TECHNICAL IMPROVEMENT WITHOUT NOTICE. DO NOT USE FOR CONSTRUCTION, INSTALLATION, OR APPLICATION PURPOSES UNLESS THE DRAWING IS CERTIFIED.

B3-FOOT MOUNTED MOTOR OL DRAWING IEC GLOBAL	TYPE: 2-4-6P - 400V
	FRAME: 132M
3HFN000177	
TOSHIBA	
TOSHIBA INTERNATIONAL CORPORATION	

TOLERANCES					
X.	±2.0				
X.X	±0.5				
X.XX	±0.1				
MAXIMUM MOTOR WEIGHT					
	- lbs.				
	- kgs.				
01	Adding tolerance dimension "H"	T.Danh	Sep-10-18	B.Quynh	
NO	REVISION	DRAWN BY	DATE	CHECK	

EQP Global SD
XT SERIES

DRAWN BY: HIEN, NGUYEN
 CHECK BY: B.X.QUYNH
 APPROVED BY: JAY BUGBEE

www.toshiba.com/ind

TOSHIBA INTERNATIONAL CORPORATION Industrial Division / Houston Motor Plant SQUIRREL CAGE INDUCTION MOTOR PERFORMANCE SPECIFICATIONS	INDEX	MPCF-1033
	SHEET NO.	1 of 1
	ISSUED	7/31/13
	SUPERSEDES	11/8/96
	REVISION	2
	WRITTEN BY	MDC
	APPROVED BY	PAA

CUSTOMER: -
TIC SR No.: -

MOTOR NAMEPLATE DATA			
H.P.: -	VOLTS: 230/400	3 PH / 50 Hz	S. RPM: 1500
FRAME: 132M	ENCL: TEFC	FLAMPS: 26/14.8	FLRPM: 1465
FORM: FBK1	S.F.: -	IEC DESIGN NE	INSUL CLASS: F
TYPE: IKKH	AMB.: 40°C	CODE: -	DUTY: Cont.
MODEL No.: Y754SDMV7FS-PL		kW: 7.5	
NOM. EFF.: 90.4	MIN. EFF.: -	cosØ 0.80	

AMPERAGE	TORQUES	**BEARINGS:
LOCKED ROTOR: 211/122	FULL LOAD (lb-ft.): 36	DRIVE END: REFER TO NP
	LOCKED ROTOR (%): 395	OPPOSITE DRIVE END: REFER TO NP
	BREAK DOWN (%): 395	

EFFICIENCY	POWER FACTOR
FULL LOAD: 90.8	FULL LOAD: 80.6
3/4 LOAD: 90.4	3/4 LOAD: 75.5
1/2 LOAD: 88.5	1/2 LOAD: 64.9

ALL CHARACTERISTICS ARE AVERAGE EXPECTED VALUES BASED UPON RATED VOLTAGE, FREQUENCY AND SINEWAVE POWER INPUT.
THE DECLARED LOCKED ROTOR CURRENT HAS A TOLERANCE OF 20%.
* TEMPERATURE RISE WILL BE CONSISTENT WITH INSULATION, AMBIENT AND SERVICE FACTOR AS DEFINED BY NEMA-MG-12 OR -20.
** BEARINGS ARE THE ONLY RECOMMENDED SPARE PART(S).

CERTIFIED BY: Zichao Xie
DATE: 10/18/2019

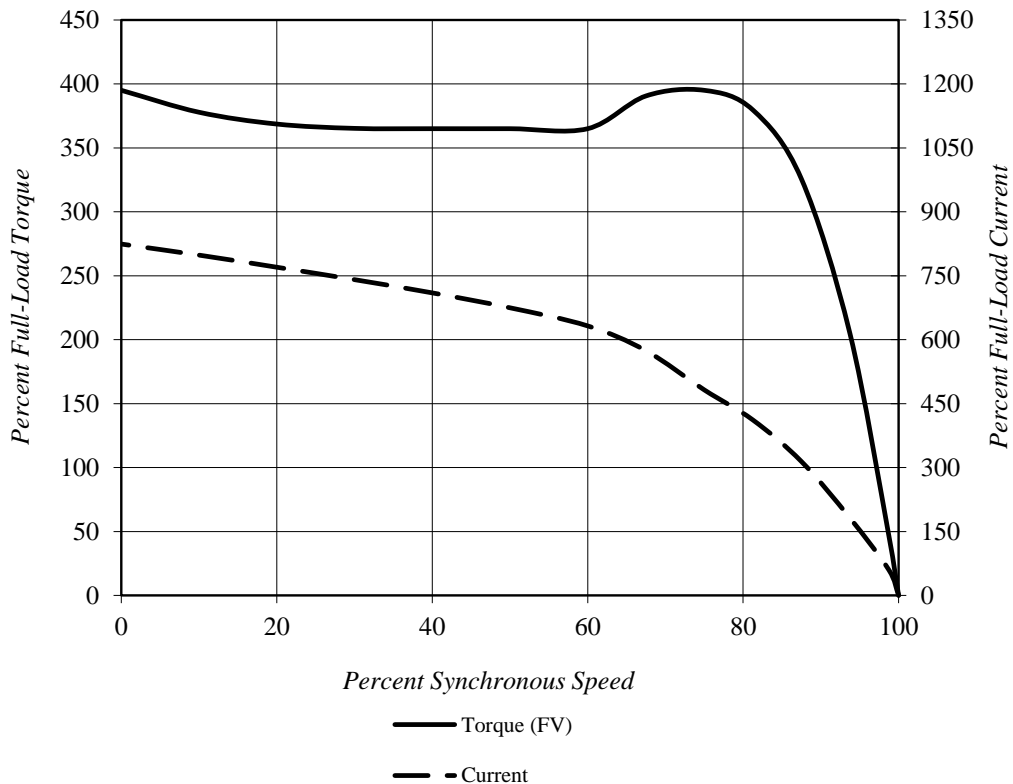
TOSHIBA INTERNATIONAL CORPORATION

Speed Torque/Current Curve

Model #:	Y754SDMV7FS-PL			FLAmps:	26/14.8
Enclosure:	TEFC	Voltage:	230/400 V	Frame:	132M
Pole:	4	Frequency:	3 PH / 50 Hz	Ins. Class:	F
KW:	7.5	Rotor Inertia:	1.4 lb-ft ²	Date:	10/18/2019
FLRPM:	1465	Load Inertia:	N/A	File:	GH4Y75 (7.5kW)

Locked Rotor Amps:	211/122 A	Load Type:	N/A
Locked Rotor Torque:	395%	Starting at:	N/A
Breakdown Torque:	395%	Accel. Time:	N/A
Rated Torque:	36 lb-ft		

Design Values



Comments: PROJECT -

D.E. Curve #: GH4Y75 (7.5kW)

Prepared by: Zichao Xie

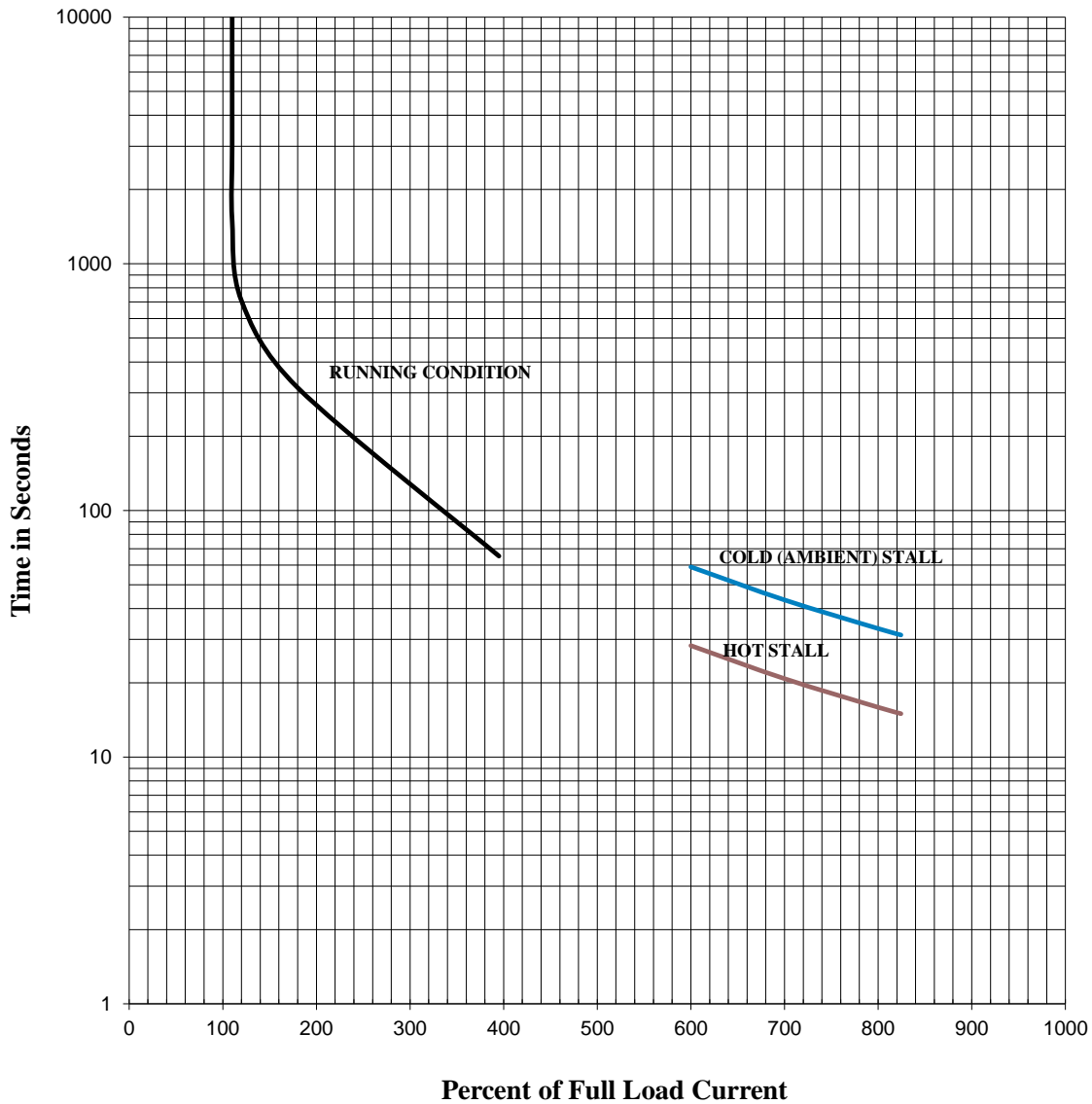
Checked by:

TOSHIBA INTERNATIONAL CORPORATION

Thermal Limit & Acceleration Curves

Design Values (For Reference Only)

Model #:	Y754SDMV7FS-PL			FLAmps:	26/14.8
Enclosure:	TEFC	Voltage:	230/400 V	Frame:	132M
Pole:	4	Frequency:	3 PH / 50 Hz	Ins. Class:	F
KW:	7.5	Rotor Inertia:	1.4 lb-ft ²	Date:	10/18/2019
FLRPM:	1465	Load Inertia:	N/A	File:	GH4Y75 (7.5kW)



Comments: PROJECT -

D.E. Curve #: GH4Y75 (7.5kW)

Prepared by: Zichao Xie

Checked by:

TOSHIBA INTERNATIONAL CORPORATION
Industrial Division / Houston Motor Plant

SQUIRREL CAGE INDUCTION MOTOR
PERFORMANCE SPECIFICATIONS

INDEX	MPCF-1033
SHEET NO.	1 of 1
ISSUED	7/31/13
SUPERSEDES	11/8/96
REVISION	2
WRITTEN BY	MDC
APPROVED BY	PAA

CUSTOMER: -
TIC SR No.: -

MOTOR NAMEPLATE DATA

H.P.: -	VOLTS: 240/415	3 PH / 50 Hz	S. RPM: 1500
FRAME: 132M	ENCL: TEFC	FLAMPS: 25/14.7	FLRPM: 1465
FORM: FBK1	S.F.: -	IEC DESIGN NE	INSUL CLASS: F
TYPE: IKKH	AMB.: 40°C	CODE: -	DUTY: Cont.
MODEL No.: Y754SDMV7FS-PL		kW: 7.5	
NOM. EFF.: 90.4	MIN. EFF.: -	cosØ 0.78	

AMPERAGE

LOCKED ROTOR: 222/128

TORQUES

FULL LOAD (lb-ft.): 36
LOCKED ROTOR (%): 430
BREAK DOWN (%): 425

****BEARINGS:**

DRIVE END: REFER TO NP
OPPOSITE DRIVE END: REFER TO NP

EFFICIENCY

FULL LOAD: 91.1
3/4 LOAD: 90.5
1/2 LOAD: 88.2

POWER FACTOR

FULL LOAD: 78.2
3/4 LOAD: 72.0
1/2 LOAD: 60.3

ALL CHARACTERISTICS ARE AVERAGE EXPECTED VALUES BASED UPON RATED VOLTAGE,
FREQUENCY AND SINEWAVE POWER INPUT.

THE DECLARED LOCKED ROTOR CURRENT HAS A TOLERANCE OF 20%.

* TEMPERATURE RISE WILL BE CONSISTENT WITH INSULATION, AMBIENT AND SERVICE FACTOR AS
DEFINED BY NEMA-MG-12 OR -20.

** BEARINGS ARE THE ONLY RECOMMENDED SPARE PART(S).

CERTIFIED BY: Zichao Xie

DATE: 10/18/2019

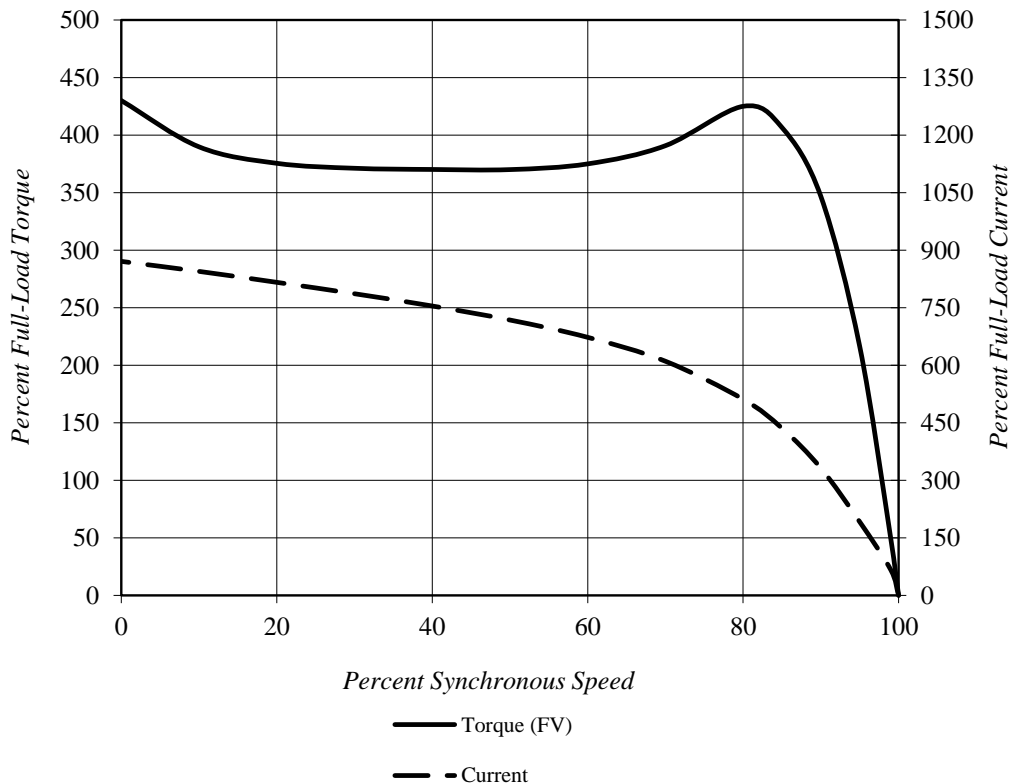
TOSHIBA INTERNATIONAL CORPORATION

Speed Torque/Current Curve

Model #:	Y754SDMV7FS-PL			FLAmps:	25/14.7
Enclosure:	TEFC	Voltage:	240/415 V	Frame:	132M
Pole:	4	Frequency:	3 PH / 50 Hz	Ins. Class:	F
KW:	7.5	Rotor Inertia:	1.4 lb-ft ²	Date:	10/18/2019
FLRPM:	1465	Load Inertia:	N/A	File:	GH4Y75 (7.5kW)

Locked Rotor Amps:	222/128 A	Load Type:	N/A
Locked Rotor Torque:	430%	Starting at:	N/A
Breakdown Torque:	425%	Accel. Time:	N/A
Rated Torque:	36 lb-ft		

Design Values



Comments: PROJECT -

D.E.Curve #: GH4Y75 (7.5kW)

Prepared by: Zichao Xie

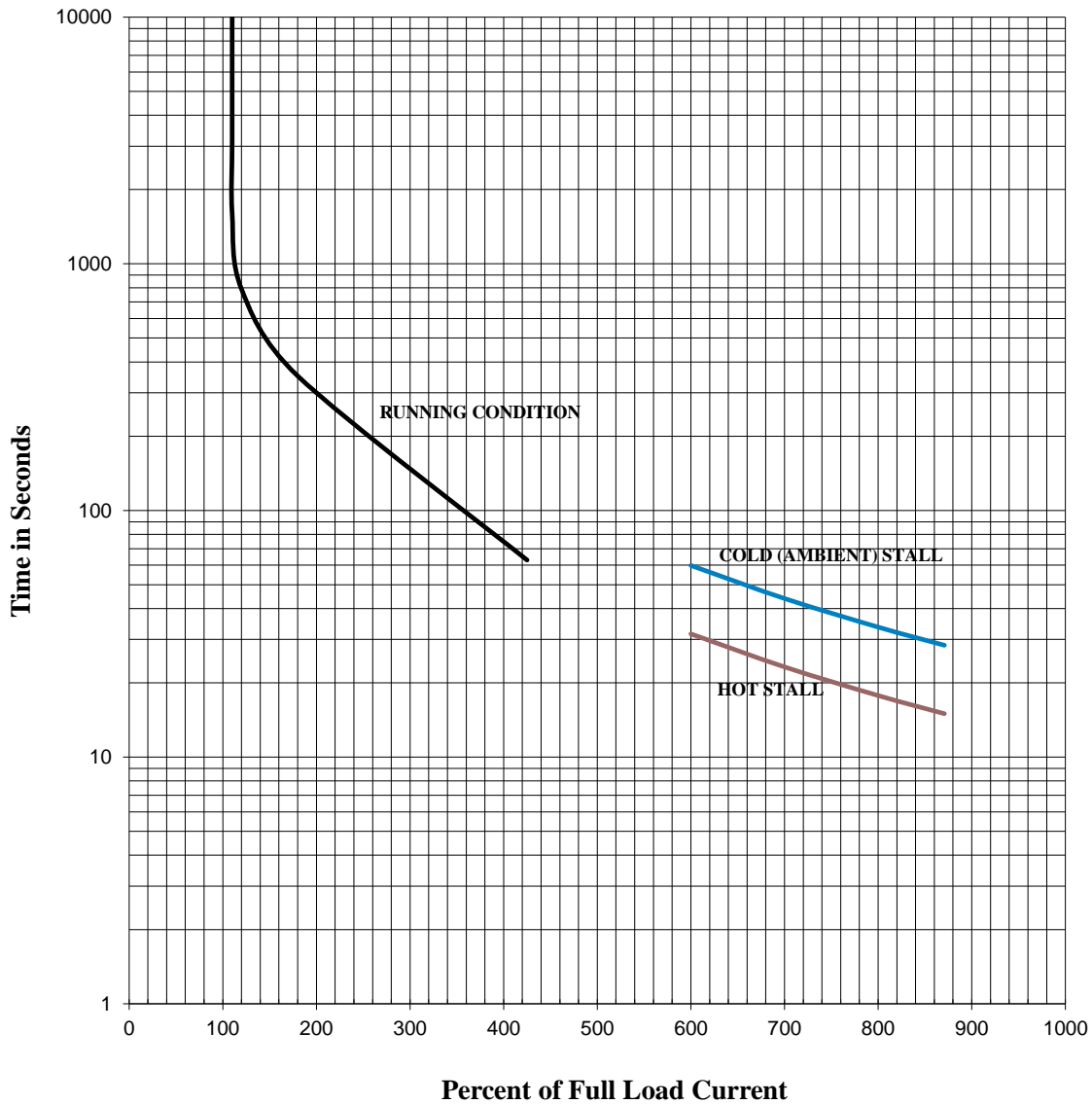
Checked by:

TOSHIBA INTERNATIONAL CORPORATION

Thermal Limit & Acceleration Curves

Design Values (For Reference Only)

Model #:	Y754SDMV7FS-PL			FLAmps:	25/14.7
Enclosure:	TEFC	Voltage:	240/415 V	Frame:	132M
Pole:	4	Frequency:	3 PH / 50 Hz	Ins. Class:	F
KW:	7.5	Rotor Inertia:	1.4 lb-ft ²	Date:	10/18/2019
FLRPM:	1465	Load Inertia:	N/A	File:	GH4Y75 (7.5kW)



Comments: PROJECT -

D.E.Curve #: GH4Y75 (7.5kW)

Prepared by: Zichao Xie

Checked by:

TOSHIBA INTERNATIONAL CORPORATION
Industrial Division / Houston Motor Plant

SQUIRREL CAGE INDUCTION MOTOR
PERFORMANCE SPECIFICATIONS

INDEX	MPCF-1033
SHEET NO.	1 of 1
ISSUED	7/31/13
SUPERSEDES	11/8/96
REVISION	2
WRITTEN BY	MDC
APPROVED BY	PAA

CUSTOMER: -
TIC SR No.: -

MOTOR NAMEPLATE DATA

H.P.: -	VOLTS: 220/380	3 PH / 50 Hz	S. RPM: 1500
FRAME: 132M	ENCL: TEFC	FLAMPS: 26/15.2	FLRPM: 1460
FORM: FBK1	S.F.: -	IEC DESIGN NE	INSUL CLASS: F
TYPE: IKKH	AMB.: 40°C	CODE: -	DUTY: Cont.
MODEL No.: Y754SDMV7FS-PL		kW: 7.5	
NOM. EFF.: 90.4	MIN. EFF.: -	cosØ 0.83	

AMPERAGE

LOCKED ROTOR: 199/115

TORQUES

FULL LOAD (lb-ft.): 36
 LOCKED ROTOR (%): 350
 BREAK DOWN (%): 360

****BEARINGS:**

DRIVE END: REFER TO NP
 OPPOSITE DRIVE END: REFER TO NP

EFFICIENCY

FULL LOAD: 90.4
 3/4 LOAD: 90.3
 1/2 LOAD: 88.8

POWER FACTOR

FULL LOAD: 83.0
 3/4 LOAD: 79.1
 1/2 LOAD: 70.2

ALL CHARACTERISTICS ARE AVERAGE EXPECTED VALUES BASED UPON RATED VOLTAGE,
 FREQUENCY AND SINEWAVE POWER INPUT.

THE DECLARED LOCKED ROTOR CURRENT HAS A TOLERANCE OF 20%.

* TEMPERATURE RISE WILL BE CONSISTENT WITH INSULATION, AMBIENT AND SERVICE FACTOR AS
 DEFINED BY NEMA-MG-12 OR -20.

** BEARINGS ARE THE ONLY RECOMMENDED SPARE PART(S).

CERTIFIED BY: Zichao Xie

DATE: 10/18/2019

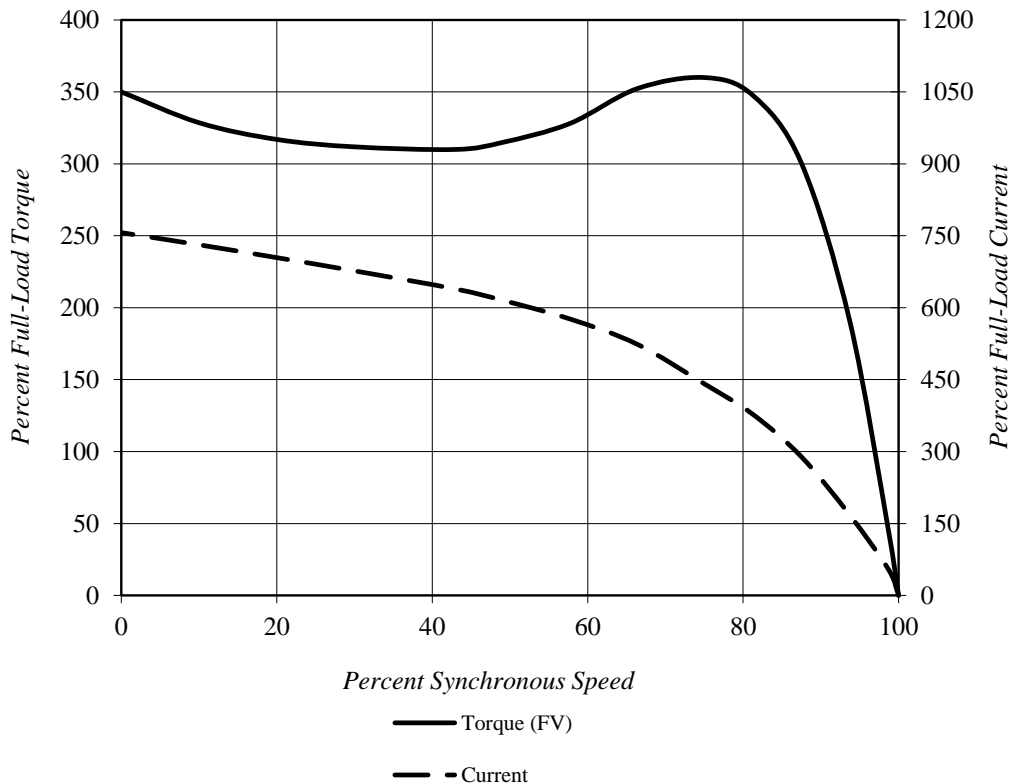
TOSHIBA INTERNATIONAL CORPORATION

Speed Torque/Current Curve

Model #:	Y754SDMV7FS-PL			FLAmps:	26/15.2
Enclosure:	TEFC	Voltage:	220/380 V	Frame:	132M
Pole:	4	Frequency:	3 PH / 50 Hz	Ins. Class:	F
KW:	7.5	Rotor Inertia:	1.4 lb-ft ²	Date:	10/18/2019
FLRPM:	1460	Load Inertia:	N/A	File:	GH4Y75 (7.5kW)

Locked Rotor Amps:	199/115 A	Load Type:	N/A
Locked Rotor Torque:	350%	Starting at:	N/A
Breakdown Torque:	360%	Accel. Time:	N/A
Rated Torque:	36 lb-ft		

Design Values



Comments: PROJECT -

D.E.Curve #: GH4Y75 (7.5kW)

Prepared by: Zichao Xie

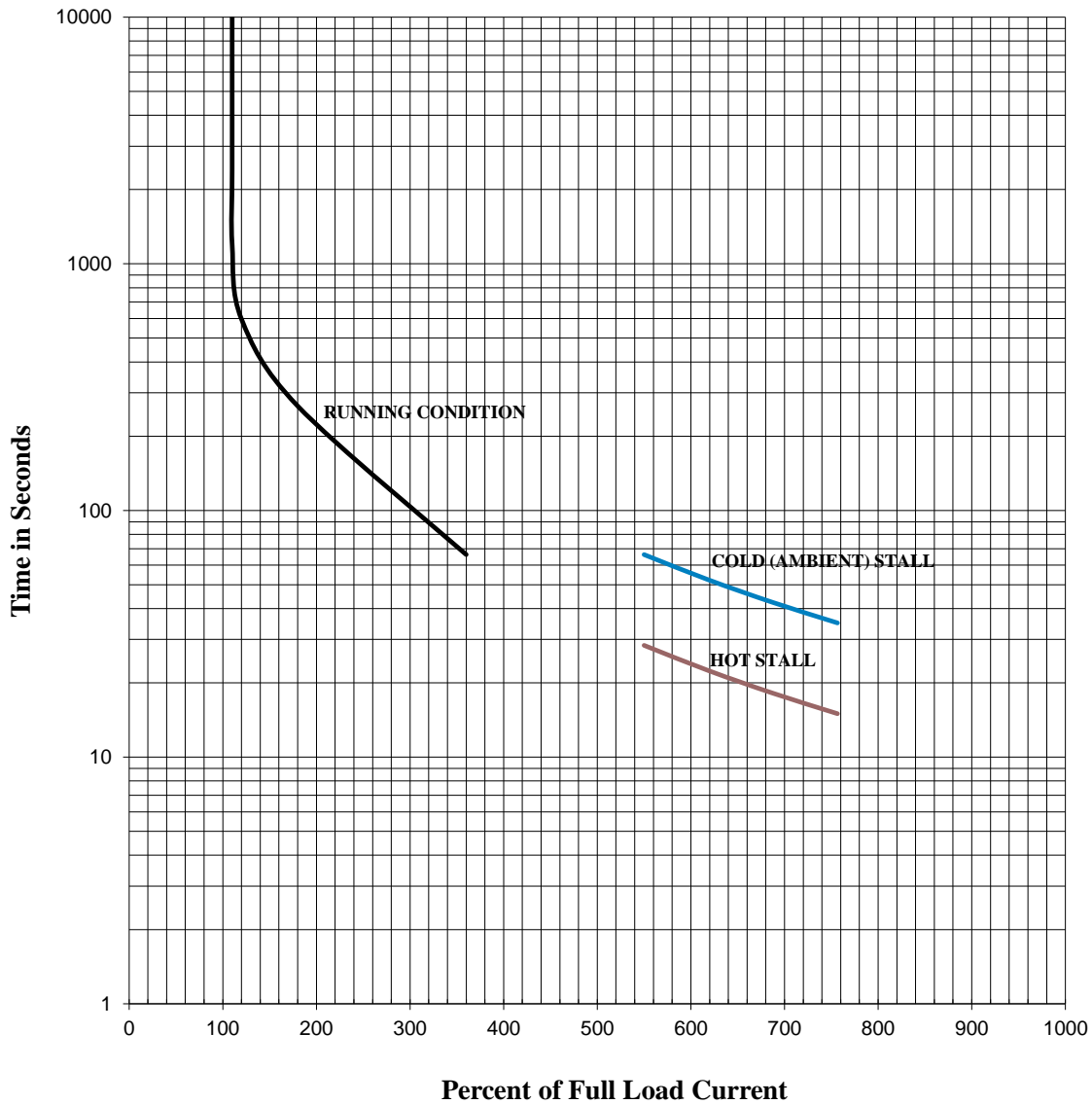
Checked by:

TOSHIBA INTERNATIONAL CORPORATION

Thermal Limit & Acceleration Curves

Design Values (For Reference Only)

Model #:	Y754SDMV7FS-PL			FLAmps:	26/15.2
Enclosure:	TEFC	Voltage:	220/380 V	Frame:	132M
Pole:	4	Frequency:	3 PH / 50 Hz	Ins. Class:	F
KW:	7.5	Rotor Inertia:	1.4 lb-ft ²	Date:	10/18/2019
FLRPM:	1460	Load Inertia:	N/A	File:	GH4Y75 (7.5kW)



Comments: PROJECT _____

D.E. Curve #: GH4Y75 (7.5kW)

Prepared by: Zichao Xie

Checked by: _____

TOSHIBA INTERNATIONAL CORPORATION Industrial Division / Houston Motor Plant SQUIRREL CAGE INDUCTION MOTOR PERFORMANCE SPECIFICATIONS	INDEX	MPCF-1033
	SHEET NO.	1 of 1
	ISSUED	7/31/13
	SUPERSEDES	11/8/96
	REVISION	2
	WRITTEN BY	MDC
	APPROVED BY	PAA

CUSTOMER: -
TIC SR No.: -

MOTOR NAMEPLATE DATA			
H.P.: 10	VOLTS: 460	3 PH / 60 Hz	S. RPM: 1800
FRAME: 132M	ENCL: TEFC	FLAMPS: 13.1	FLRPM: 1770
FORM: FBK1	S.F.: 1.15	NEMA DESIGN: A	INSUL CLASS: F
TYPE: IKKH	AMB.: 40°C	CODE: L	DUTY: Cont.
MODEL No.: Y754SDMV7FS-PL		kW: 7.5	
NOM. EFF.: 91.7	MIN. EFF.: -	P.F.: 78.5	

AMPERAGE	TORQUES	**BEARINGS:
LOCKED ROTOR: 125	FULL LOAD (lb-ft.): 30	DRIVE END: REFER TO NP
	LOCKED ROTOR (%): 405	OPPOSITE DRIVE END: REFER TO NP
	BREAK DOWN (%): 410	

EFFICIENCY	POWER FACTOR
FULL LOAD: 91.3	FULL LOAD: 78.8
3/4 LOAD: 90.4	3/4 LOAD: 73.5
1/2 LOAD: 87.9	1/2 LOAD: 62.8

ALL CHARACTERISTICS ARE AVERAGE EXPECTED VALUES BASED UPON RATED VOLTAGE, FREQUENCY AND SINEWAVE POWER INPUT.
THE DECLARED LOCKED ROTOR CURRENT HAS A TOLERANCE OF 20%.
* TEMPERATURE RISE WILL BE CONSISTENT WITH INSULATION, AMBIENT AND SERVICE FACTOR AS DEFINED BY NEMA-MG-12 OR -20.
** BEARINGS ARE THE ONLY RECOMMENDED SPARE PART(S).

CERTIFIED BY: Zichao Xie
DATE: 10/18/2019

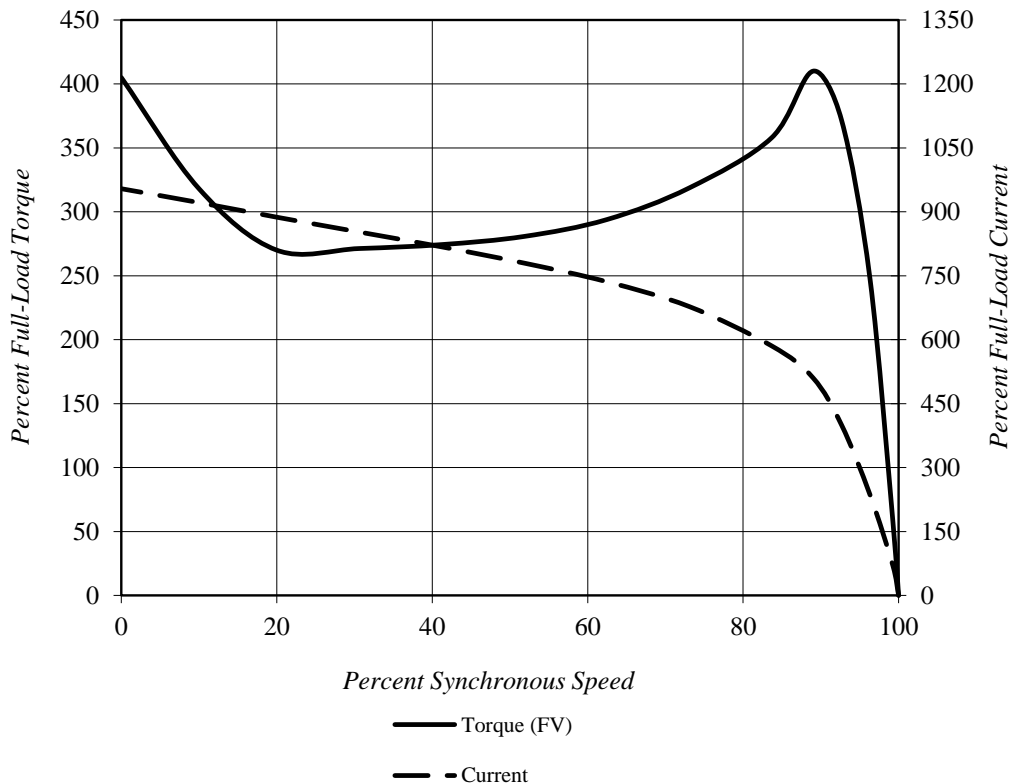
TOSHIBA INTERNATIONAL CORPORATION

Speed Torque/Current Curve

Model #:	Y754SDMV7FS-PL			FLAmps:	13.1
Enclosure:	TEFC	Voltage:	460 V	Frame:	132M
Pole:	4	Frequency:	3 PH / 60 Hz	Ins. Class:	F
HP:	10	Rotor Inertia:	1.4 lb-ft ²	Date:	10/18/2019
FLRPM:	1770	Load Inertia:	N/A	File:	GH4Y75 (7.5kW)

Locked Rotor Amps:	125 A	Load Type:	N/A
Locked Rotor Torque:	405%	Starting at:	N/A
Breakdown Torque:	410%	Accel. Time:	N/A
Rated Torque:	30 lb-ft		

Design Values



Comments: PROJECT -

D.E. Curve #: GH4Y75 (7.5kW)

Prepared by: Zichao Xie

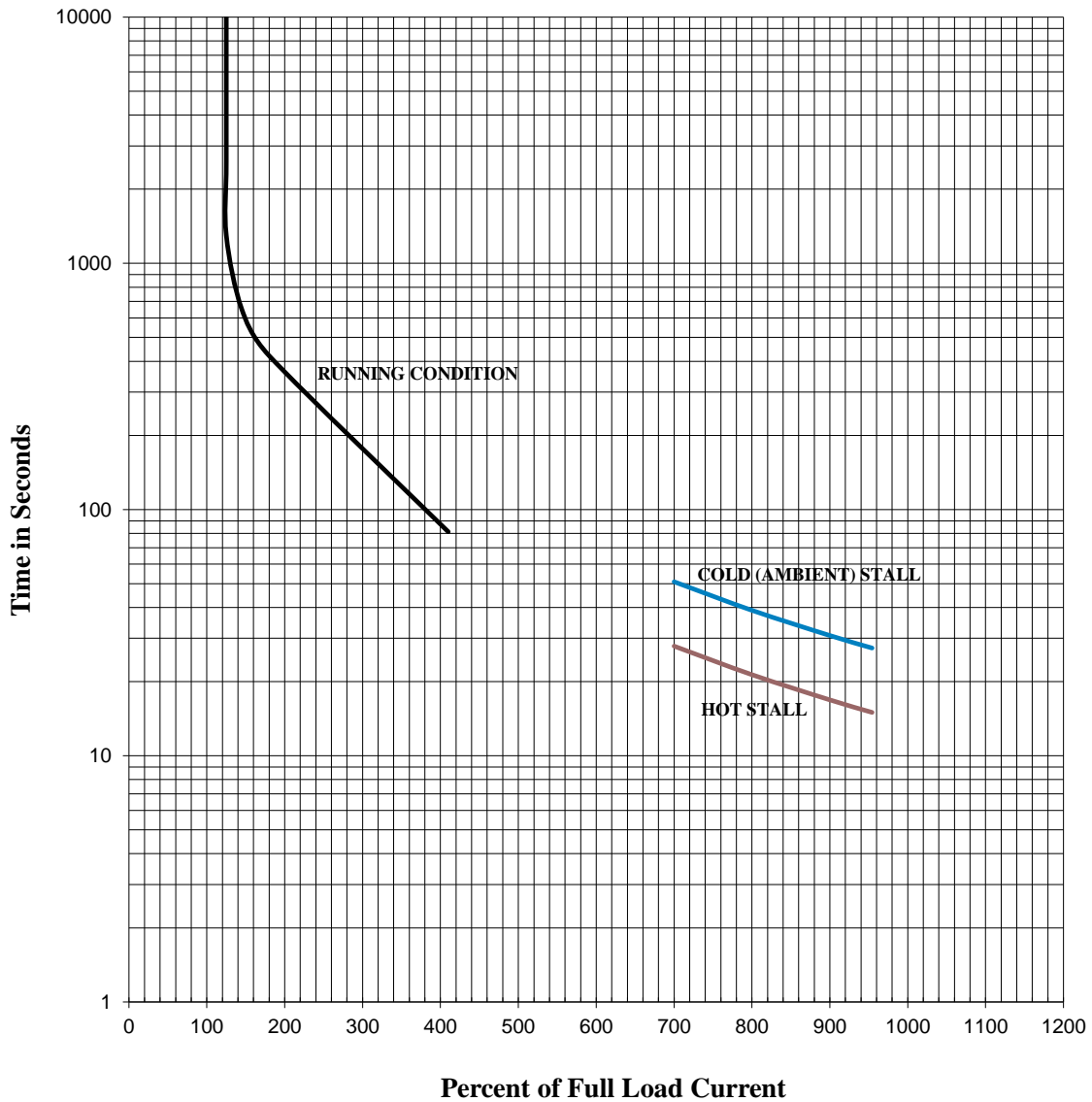
Checked by:

TOSHIBA INTERNATIONAL CORPORATION

Thermal Limit & Acceleration Curves

Design Values (For Reference Only)

Model #:	Y754SDMV7FS-PL			FLAmps:	13.1
Enclosure:	TEFC	Voltage:	460 V	Frame:	132M
Pole:	4	Frequency:	3 PH / 60 Hz	Ins. Class:	F
HP:	10	Rotor Inertia:	1.4 lb-ft ²	Date:	10/18/2019
FLRPM:	1770	Load Inertia:	N/A	File:	GH4Y75 (7.5kW)



Comments: PROJECT -

D.E. Curve #: GH4Y75 (7.5kW)

Prepared by: Zichao Xie

Checked by: