

ROTATION: CCW  
VIEW FROM: ODE

UNIT: mm

TOSHIBA RESERVES THE RIGHT TO MAKE CHANGES OF TECHNICAL IMPROVEMENT WITHOUT NOTICE. DO NOT USE FOR CONSTRUCTION, INSTALLATION, OR APPLICATION PURPOSES UNLESS THE DRAWING IS CERTIFIED.

B5-FLANGE MOTOR OL DRAWING IEC GLOBAL	TYPE: 2-4-6P - 400V
	FRAME: 132M
3HFN000244	
TOSHIBA TOSHIBA INTERNATIONAL CORPORATION	

TOLERANCES	
X.	±2.0
X.X	±0.5
X.XX	±0.1
MAXIMUM MOTOR WEIGHT	
- lbs.	
- kgs.	

CHECK BY: B.X.QUYNH			
APPROVED BY: JAY BUGBEE			
www.toshiba.com/ind			

NO	REVISION	DRAWN BY	DATE	CHECK
01	Change to the length KEY dimension	T.Danh	Sep-10-18	B.Quynh

**TOSHIBA INTERNATIONAL CORPORATION**  
**Industrial Division / Houston Motor Plant**

**SQUIRREL CAGE INDUCTION MOTOR**  
**PERFORMANCE SPECIFICATIONS**

INDEX	MPCF-1033
SHEET NO.	1 of 1
ISSUED	7/31/13
SUPERSEDES	11/8/96
REVISION	2
WRITTEN BY	MDC
APPROVED BY	PAA

CUSTOMER: -  
TIC SR No.: -

**MOTOR NAMEPLATE DATA**

H.P.: -	VOLTS: 230/400	3 PH / 50 Hz	S. RPM: 1500
FRAME: 132M	ENCL: TEFC	FLAMPS: 26/14.8	FLRPM: 1465
FORM: FBKL1	S.F.: -	IEC DESIGN NE	INSUL CLASS: F
TYPE: IKKH	AMB.: 40°C	CODE: -	DUTY: Cont.
MODEL No.: Y754SDMV7JS-PL		kW: 7.5	
NOM. EFF.: 90.4	MIN. EFF.: -	cosØ 0.80	

**AMPERAGE**

LOCKED ROTOR: 211/122

**TORQUES**

FULL LOAD (lb-ft.): 36  
LOCKED ROTOR (%): 395  
BREAK DOWN (%): 395

**\*\*BEARINGS:**

DRIVE END: REFER TO NP  
OPPOSITE DRIVE END: REFER TO NP

**EFFICIENCY**

FULL LOAD: 90.8  
3/4 LOAD: 90.4  
1/2 LOAD: 88.5

**POWER FACTOR**

FULL LOAD: 80.6  
3/4 LOAD: 75.5  
1/2 LOAD: 64.9

ALL CHARACTERISTICS ARE AVERAGE EXPECTED VALUES BASED UPON RATED VOLTAGE,  
FREQUENCY AND SINEWAVE POWER INPUT.

THE DECLARED LOCKED ROTOR CURRENT HAS A TOLERANCE OF 20%.

\* TEMPERATURE RISE WILL BE CONSISTENT WITH INSULATION, AMBIENT AND SERVICE FACTOR AS  
DEFINED BY NEMA-MG-12 OR -20.

\*\* BEARINGS ARE THE ONLY RECOMMENDED SPARE PART(S).

**CERTIFIED BY:** Zichao Xie

**DATE:** 10/18/2019

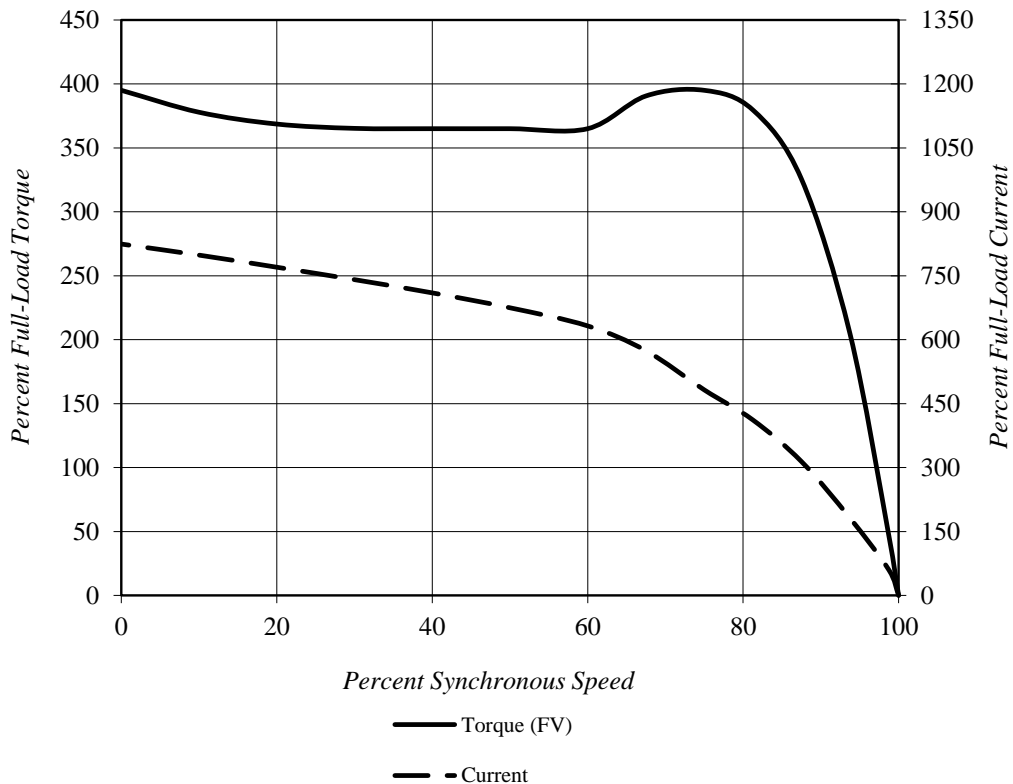
# TOSHIBA INTERNATIONAL CORPORATION

## Speed Torque/Current Curve

<b>Model #:</b>	Y754SDMV7JS-PL			<b>FLAmps:</b>	26/14.8
<b>Enclosure:</b>	TEFC	<b>Voltage:</b>	230/400 V	<b>Frame:</b>	132M
<b>Pole:</b>	4	<b>Frequency:</b>	3 PH / 50 Hz	<b>Ins. Class:</b>	F
<b>KW:</b>	7.5	<b>Rotor Inertia:</b>	1.4 lb-ft <sup>2</sup>	<b>Date:</b>	10/18/2019
<b>FLRPM:</b>	1465	<b>Load Inertia:</b>	N/A	<b>File:</b>	GH4Y75 (7.5kW)

<b>Locked Rotor Amps:</b>	211/122 A	<b>Load Type:</b>	N/A
<b>Locked Rotor Torque:</b>	395%	<b>Starting at:</b>	N/A
<b>Breakdown Torque:</b>	395%	<b>Accel. Time:</b>	N/A
<b>Rated Torque:</b>	36 lb-ft		

### *Design Values*



**Comments:** PROJECT -  
 \_\_\_\_\_  
 \_\_\_\_\_  
 \_\_\_\_\_

**D.E.Curve #:** GH4Y75 (7.5kW)

**Prepared by:** Zichao Xie

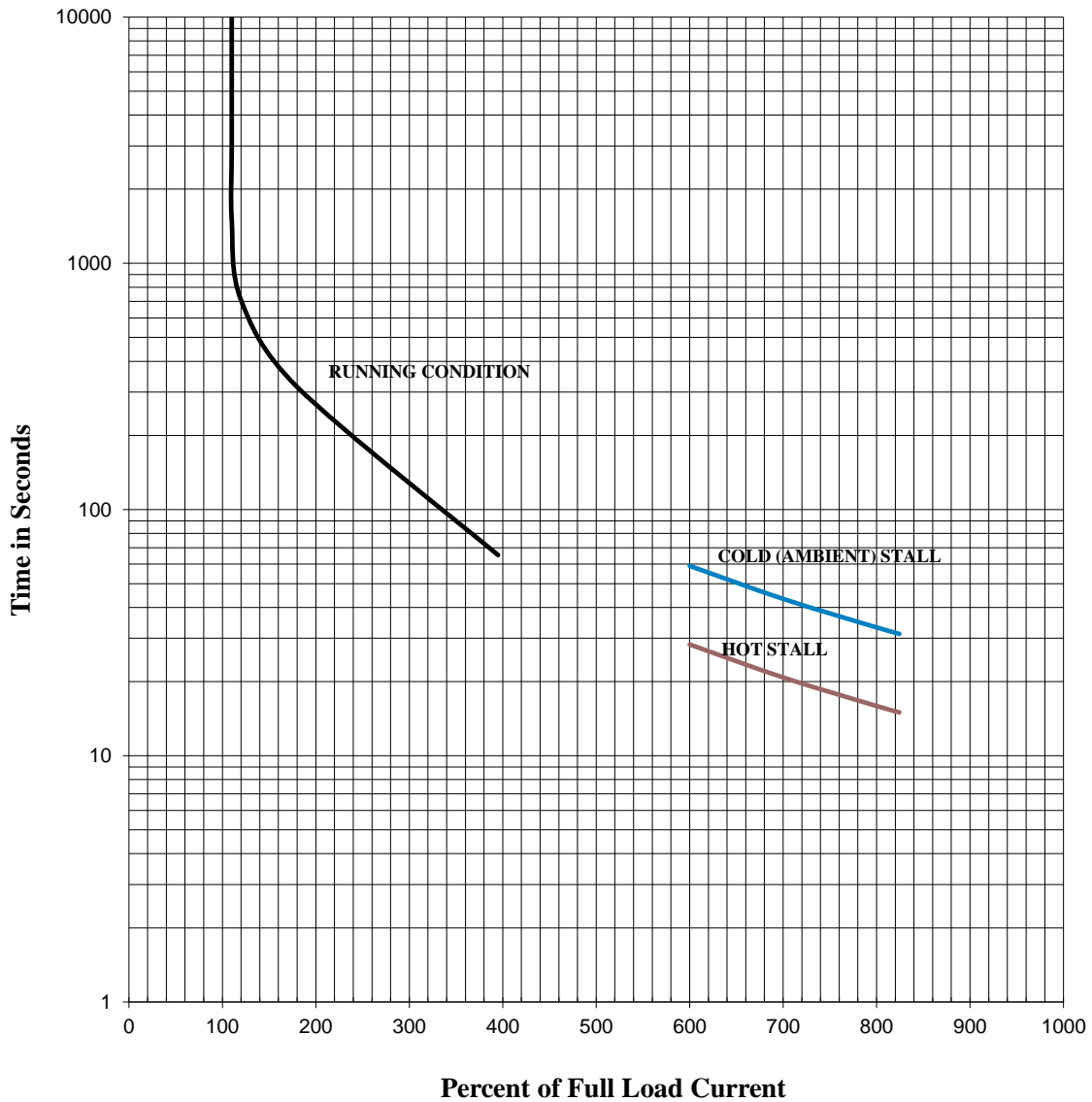
**Checked by:**

# TOSHIBA INTERNATIONAL CORPORATION

## Thermal Limit & Acceleration Curves

*Design Values (For Reference Only)*

<b>Model #:</b>	Y754SDMV7JS-PL			<b>FLAmps:</b>	26/14.8
<b>Enclosure:</b>	TEFC	<b>Voltage:</b>	230/400 V	<b>Frame:</b>	132M
<b>Pole:</b>	4	<b>Frequency:</b>	3 PH / 50 Hz	<b>Ins. Class:</b>	F
<b>KW:</b>	7.5	<b>Rotor Inertia:</b>	1.4 lb-ft <sup>2</sup>	<b>Date:</b>	10/18/2019
<b>FLRPM:</b>	1465	<b>Load Inertia:</b>	N/A	<b>File:</b>	GH4Y75 (7.5kW)



**Comments:** PROJECT -  
 \_\_\_\_\_  
 \_\_\_\_\_  
 \_\_\_\_\_

**D.E. Curve #:** GH4Y75 (7.5kW)

**Prepared by:** Zichao Xie

**Checked by:**

<b>TOSHIBA INTERNATIONAL CORPORATION</b> Industrial Division / Houston Motor Plant  <b>SQUIRREL CAGE INDUCTION MOTOR</b> <b>PERFORMANCE SPECIFICATIONS</b>	INDEX	MPCF-1033
	SHEET NO.	1 of 1
	ISSUED	7/31/13
	SUPERSEDES	11/8/96
	REVISION	2
	WRITTEN BY	MDC
	APPROVED BY	PAA

CUSTOMER: -  
TIC SR No.: -

MOTOR NAMEPLATE DATA			
H.P.: -	VOLTS: 240/415	3 PH / 50 Hz	S. RPM: 1500
FRAME: 132M	ENCL: TEFC	FLAMPS: 25/14.7	FLRPM: 1465
FORM: FBKL1	S.F.: -	IEC DESIGN NE	INSUL CLASS: F
TYPE: IKKH	AMB.: 40°C	CODE: -	DUTY: Cont.
MODEL No.: Y754SDMV7JS-PL		kW: 7.5	
NOM. EFF.: 90.4	MIN. EFF.: -	cosØ 0.78	

AMPERAGE	TORQUES	**BEARINGS:
LOCKED ROTOR: 222/128	FULL LOAD (lb-ft.): 36	DRIVE END: REFER TO NP
	LOCKED ROTOR (%): 430	OPPOSITE DRIVE END: REFER TO NP
	BREAK DOWN (%): 425	

EFFICIENCY	POWER FACTOR
FULL LOAD: 91.1	FULL LOAD: 78.2
3/4 LOAD: 90.5	3/4 LOAD: 72.0
1/2 LOAD: 88.2	1/2 LOAD: 60.3

ALL CHARACTERISTICS ARE AVERAGE EXPECTED VALUES BASED UPON RATED VOLTAGE, FREQUENCY AND SINEWAVE POWER INPUT.  
THE DECLARED LOCKED ROTOR CURRENT HAS A TOLERANCE OF 20%.  
\* TEMPERATURE RISE WILL BE CONSISTENT WITH INSULATION, AMBIENT AND SERVICE FACTOR AS DEFINED BY NEMA-MG-12 OR -20.  
\*\* BEARINGS ARE THE ONLY RECOMMENDED SPARE PART(S).

**CERTIFIED BY:** Zichao Xie  
**DATE:** 10/18/2019

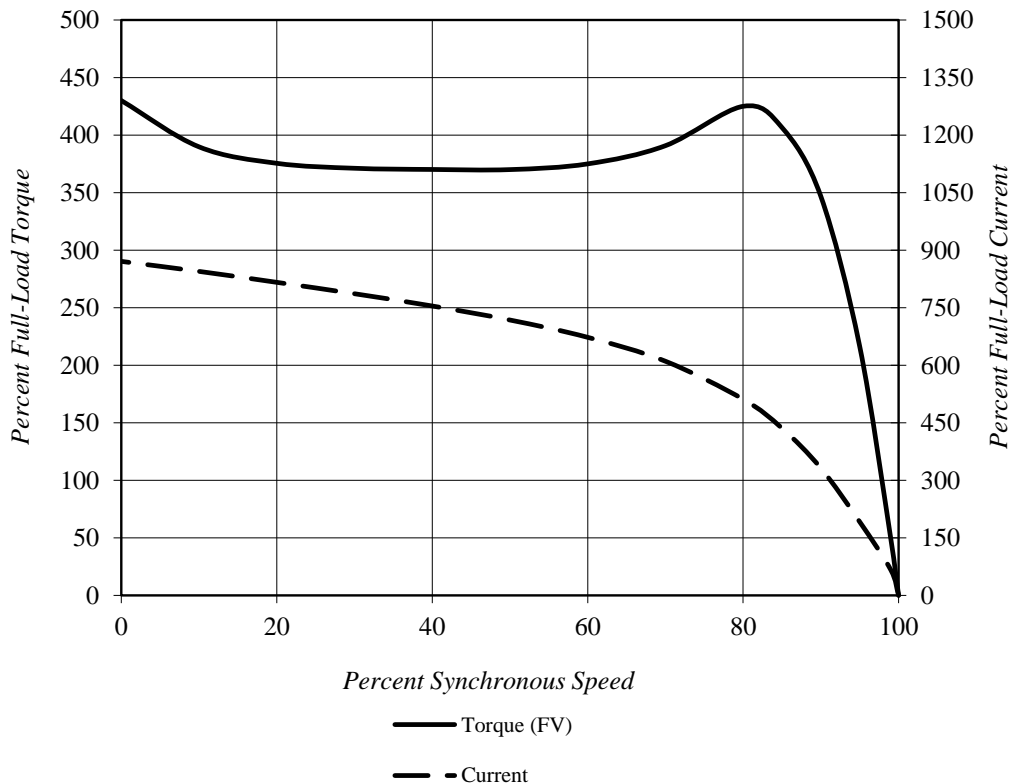
# TOSHIBA INTERNATIONAL CORPORATION

## Speed Torque/Current Curve

<b>Model #:</b>	Y754SDMV7JS-PL			<b>FLAmps:</b>	25/14.7
<b>Enclosure:</b>	TEFC	<b>Voltage:</b>	240/415 V	<b>Frame:</b>	132M
<b>Pole:</b>	4	<b>Frequency:</b>	3 PH / 50 Hz	<b>Ins. Class:</b>	F
<b>KW:</b>	7.5	<b>Rotor Inertia:</b>	1.4 lb-ft <sup>2</sup>	<b>Date:</b>	10/18/2019
<b>FLRPM:</b>	1465	<b>Load Inertia:</b>	N/A	<b>File:</b>	GH4Y75 (7.5kW)

<b>Locked Rotor Amps:</b>	222/128 A	<b>Load Type:</b>	N/A
<b>Locked Rotor Torque:</b>	430%	<b>Starting at:</b>	N/A
<b>Breakdown Torque:</b>	425%	<b>Accel. Time:</b>	N/A
<b>Rated Torque:</b>	36 lb-ft		

### *Design Values*



**Comments:** PROJECT -  
 \_\_\_\_\_  
 \_\_\_\_\_  
 \_\_\_\_\_

**D.E.Curve #:** GH4Y75 (7.5kW)

**Prepared by:** Zichao Xie

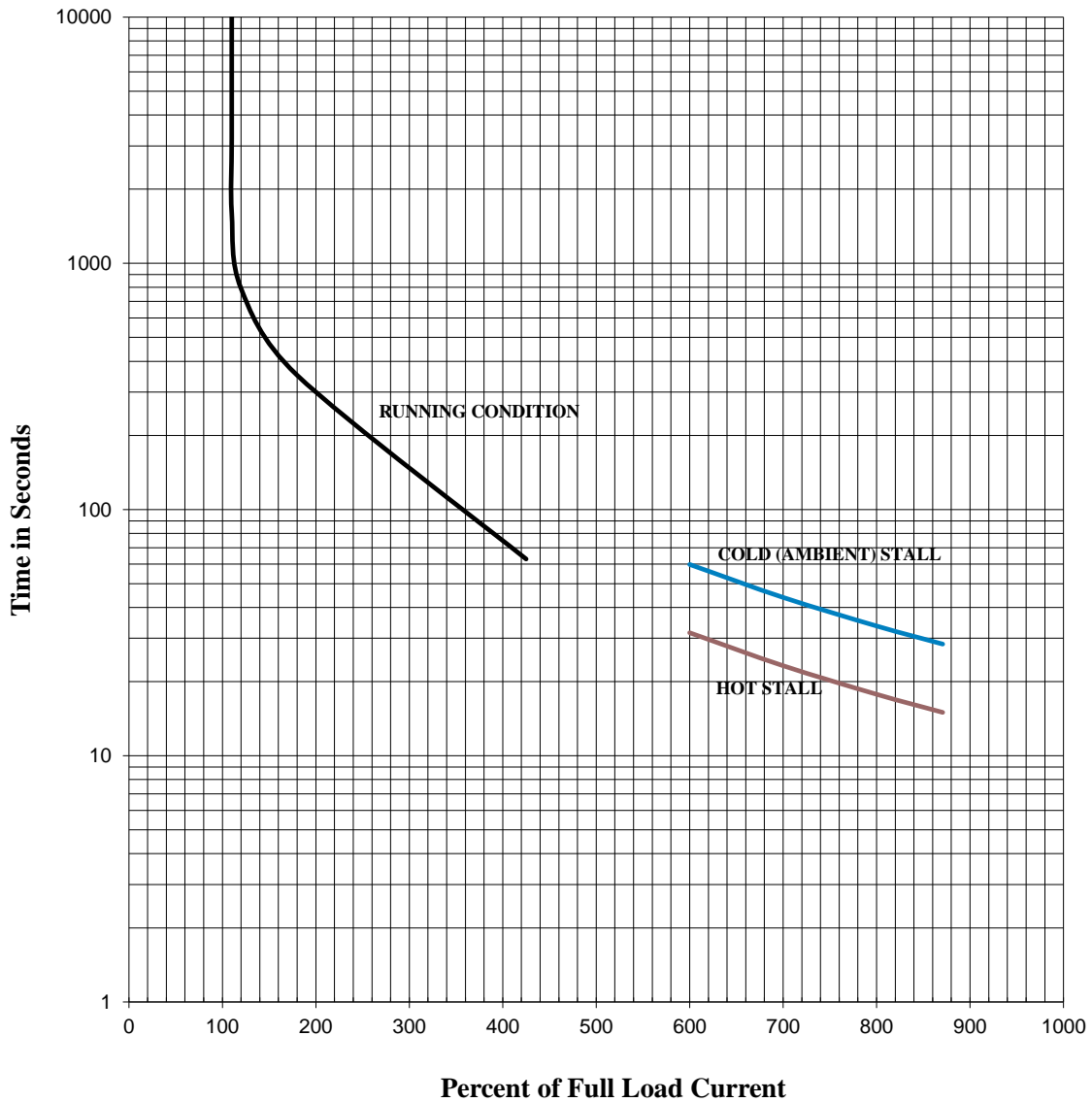
**Checked by:**

# TOSHIBA INTERNATIONAL CORPORATION

## Thermal Limit & Acceleration Curves

*Design Values (For Reference Only)*

<b>Model #:</b>	Y754SDMV7JS-PL			<b>FLAmps:</b>	25/14.7
<b>Enclosure:</b>	TEFC	<b>Voltage:</b>	240/415 V	<b>Frame:</b>	132M
<b>Pole:</b>	4	<b>Frequency:</b>	3 PH / 50 Hz	<b>Ins. Class:</b>	F
<b>KW:</b>	7.5	<b>Rotor Inertia:</b>	1.4 lb-ft <sup>2</sup>	<b>Date:</b>	10/18/2019
<b>FLRPM:</b>	1465	<b>Load Inertia:</b>	N/A	<b>File:</b>	GH4Y75 (7.5kW)



**Comments:** PROJECT -  
 \_\_\_\_\_  
 \_\_\_\_\_  
 \_\_\_\_\_

**D.E. Curve #:** GH4Y75 (7.5kW)

**Prepared by:** Zichao Xie

**Checked by:**

**TOSHIBA INTERNATIONAL CORPORATION**  
**Industrial Division / Houston Motor Plant**

**SQUIRREL CAGE INDUCTION MOTOR**  
**PERFORMANCE SPECIFICATIONS**

INDEX	MPCF-1033
SHEET NO.	1 of 1
ISSUED	7/31/13
SUPERSEDES	11/8/96
REVISION	2
WRITTEN BY	MDC
APPROVED BY	PAA

CUSTOMER: -  
TIC SR No.: -

**MOTOR NAMEPLATE DATA**

H.P.: -	VOLTS: 220/380	3 PH / 50 Hz	S. RPM: 1500
FRAME: 132M	ENCL: TEFC	FLAMPS: 26/15.2	FLRPM: 1460
FORM: FBKL1	S.F.: -	IEC DESIGN NE	INSUL CLASS: F
TYPE: IKKH	AMB.: 40°C	CODE: -	DUTY: Cont.
MODEL No.: Y754SDMV7JS-PL		kW: 7.5	
NOM. EFF.: 90.4	MIN. EFF.: -	cosØ 0.83	

**AMPERAGE**

LOCKED ROTOR: 199/115

**TORQUES**

FULL LOAD (lb-ft.): 36  
LOCKED ROTOR (%): 350  
BREAK DOWN (%): 360

**\*\*BEARINGS:**

DRIVE END: REFER TO NP  
OPPOSITE DRIVE END: REFER TO NP

**EFFICIENCY**

FULL LOAD: 90.4  
3/4 LOAD: 90.3  
1/2 LOAD: 88.8

**POWER FACTOR**

FULL LOAD: 83.0  
3/4 LOAD: 79.1  
1/2 LOAD: 70.2

ALL CHARACTERISTICS ARE AVERAGE EXPECTED VALUES BASED UPON RATED VOLTAGE,  
FREQUENCY AND SINEWAVE POWER INPUT.

THE DECLARED LOCKED ROTOR CURRENT HAS A TOLERANCE OF 20%.

\* TEMPERATURE RISE WILL BE CONSISTENT WITH INSULATION, AMBIENT AND SERVICE FACTOR AS  
DEFINED BY NEMA-MG-12 OR -20.

\*\* BEARINGS ARE THE ONLY RECOMMENDED SPARE PART(S).

**CERTIFIED BY:** Zichao Xie

**DATE:** 10/18/2019



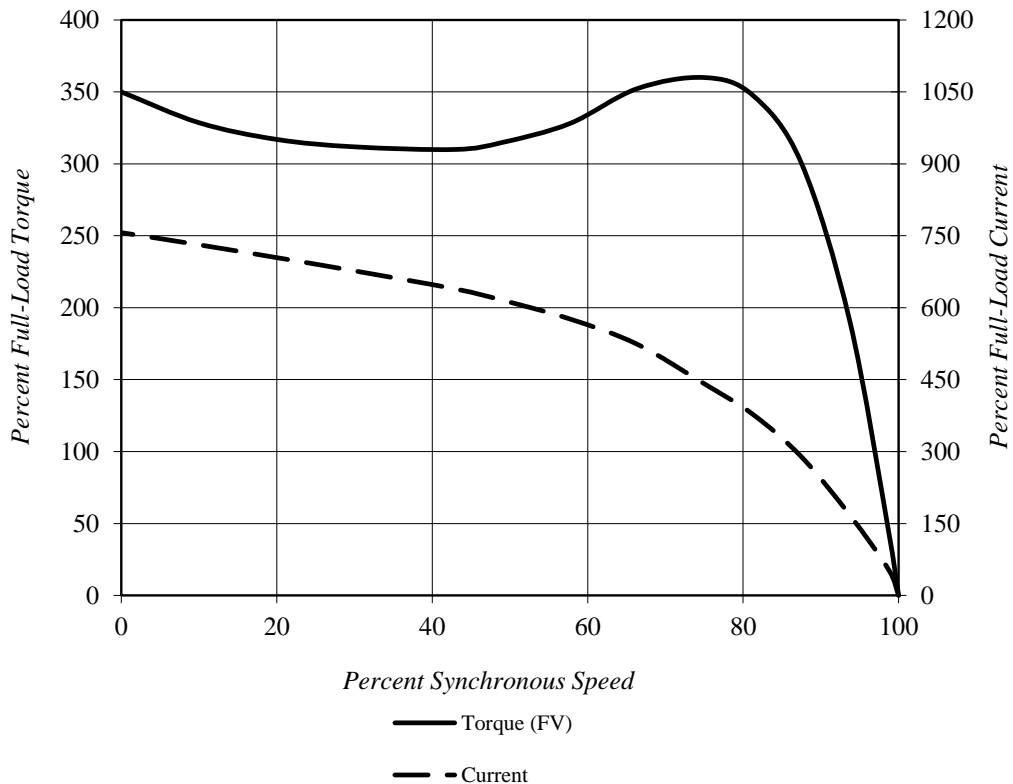
# TOSHIBA INTERNATIONAL CORPORATION

## Speed Torque/Current Curve

<b>Model #:</b>	Y754SDMV7JS-PL			<b>FLAmps:</b>	26/15.2
<b>Enclosure:</b>	TEFC	<b>Voltage:</b>	220/380 V	<b>Frame:</b>	132M
<b>Pole:</b>	4	<b>Frequency:</b>	3 PH / 50 Hz	<b>Ins. Class:</b>	F
<b>KW:</b>	7.5	<b>Rotor Inertia:</b>	1.4 lb-ft <sup>2</sup>	<b>Date:</b>	10/18/2019
<b>FLRPM:</b>	1460	<b>Load Inertia:</b>	N/A	<b>File:</b>	GH4Y75 (7.5kW)

<b>Locked Rotor Amps:</b>	199/115 A	<b>Load Type:</b>	N/A
<b>Locked Rotor Torque:</b>	350%	<b>Starting at:</b>	N/A
<b>Breakdown Torque:</b>	360%	<b>Accel. Time:</b>	N/A
<b>Rated Torque:</b>	36 lb-ft		

### *Design Values*



**Comments:** PROJECT -  
 \_\_\_\_\_  
 \_\_\_\_\_  
 \_\_\_\_\_

**D.E.Curve #:** GH4Y75 (7.5kW)

**Prepared by:** Zichao Xie

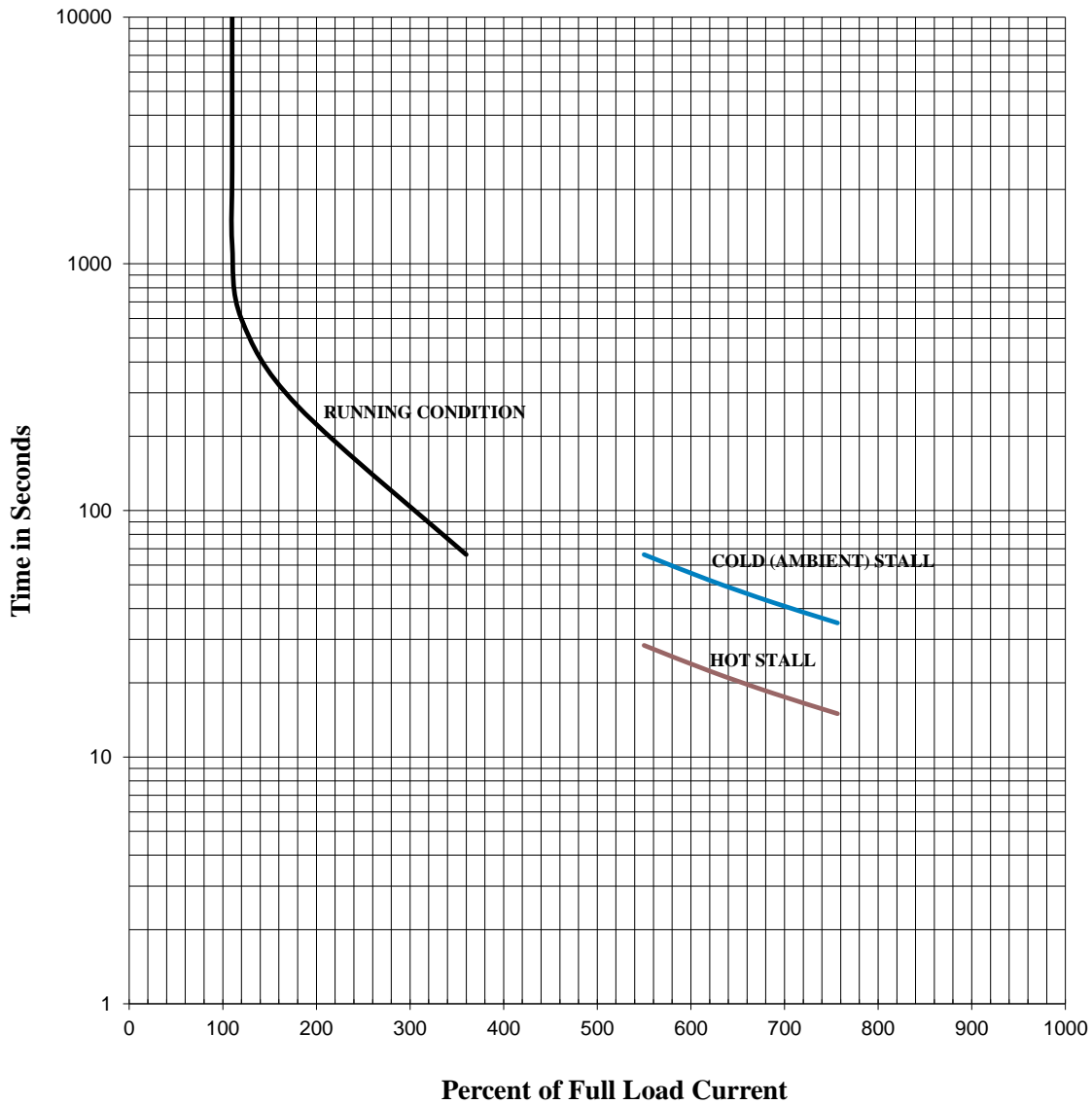
**Checked by:**

# TOSHIBA INTERNATIONAL CORPORATION

## Thermal Limit & Acceleration Curves

*Design Values (For Reference Only)*

<b>Model #:</b>	Y754SDMV7JS-PL			<b>FLAmps:</b>	26/15.2
<b>Enclosure:</b>	TEFC	<b>Voltage:</b>	220/380 V	<b>Frame:</b>	132M
<b>Pole:</b>	4	<b>Frequency:</b>	3 PH / 50 Hz	<b>Ins. Class:</b>	F
<b>KW:</b>	7.5	<b>Rotor Inertia:</b>	1.4 lb-ft <sup>2</sup>	<b>Date:</b>	10/18/2019
<b>FLRPM:</b>	1460	<b>Load Inertia:</b>	N/A	<b>File:</b>	GH4Y75 (7.5kW)



**Comments:** PROJECT \_\_\_\_\_  
 \_\_\_\_\_  
 \_\_\_\_\_

**D.E. Curve #:** GH4Y75 (7.5kW)

**Prepared by:** Zichao Xie

**Checked by:** \_\_\_\_\_

**TOSHIBA INTERNATIONAL CORPORATION**  
**Industrial Division / Houston Motor Plant**

**SQUIRREL CAGE INDUCTION MOTOR**  
**PERFORMANCE SPECIFICATIONS**

INDEX	MPCF-1033
SHEET NO.	1 of 1
ISSUED	7/31/13
SUPERSEDES	11/8/96
REVISION	2
WRITTEN BY	MDC
APPROVED BY	PAA

CUSTOMER: -  
TIC SR No.: -

**MOTOR NAMEPLATE DATA**

H.P.: 10	VOLTS: 460	3 PH / 60 Hz	S. RPM: 1800
FRAME: 132M	ENCL: TEFC	FLAMPS: 13.1	FLRPM: 1770
FORM: FBKL1	S.F.: 1.15	NEMA DESIGN: A	INSUL CLASS: F
TYPE: IKKH	AMB.: 40°C	CODE: L	DUTY: Cont.
MODEL No.: Y754SDMV7JS-PL		kW: 7.5	
NOM. EFF.: 91.7	MIN. EFF.: -	P.F.: 78.5	

**AMPERAGE**

LOCKED ROTOR: 125

**TORQUES**

FULL LOAD (lb-ft.): 30  
LOCKED ROTOR (%): 405  
BREAK DOWN (%): 410

**\*\*BEARINGS:**

DRIVE END: REFER TO NP  
OPPOSITE DRIVE END: REFER TO NP

**EFFICIENCY**

FULL LOAD: 91.3  
3/4 LOAD: 90.4  
1/2 LOAD: 87.9

**POWER FACTOR**

FULL LOAD: 78.8  
3/4 LOAD: 73.5  
1/2 LOAD: 62.8

ALL CHARACTERISTICS ARE AVERAGE EXPECTED VALUES BASED UPON RATED VOLTAGE,  
FREQUENCY AND SINEWAVE POWER INPUT.

THE DECLARED LOCKED ROTOR CURRENT HAS A TOLERANCE OF 20%.

\* TEMPERATURE RISE WILL BE CONSISTENT WITH INSULATION, AMBIENT AND SERVICE FACTOR AS  
DEFINED BY NEMA-MG-12 OR -20.

\*\* BEARINGS ARE THE ONLY RECOMMENDED SPARE PART(S).

**CERTIFIED BY:** Zichao Xie

**DATE:** 10/18/2019

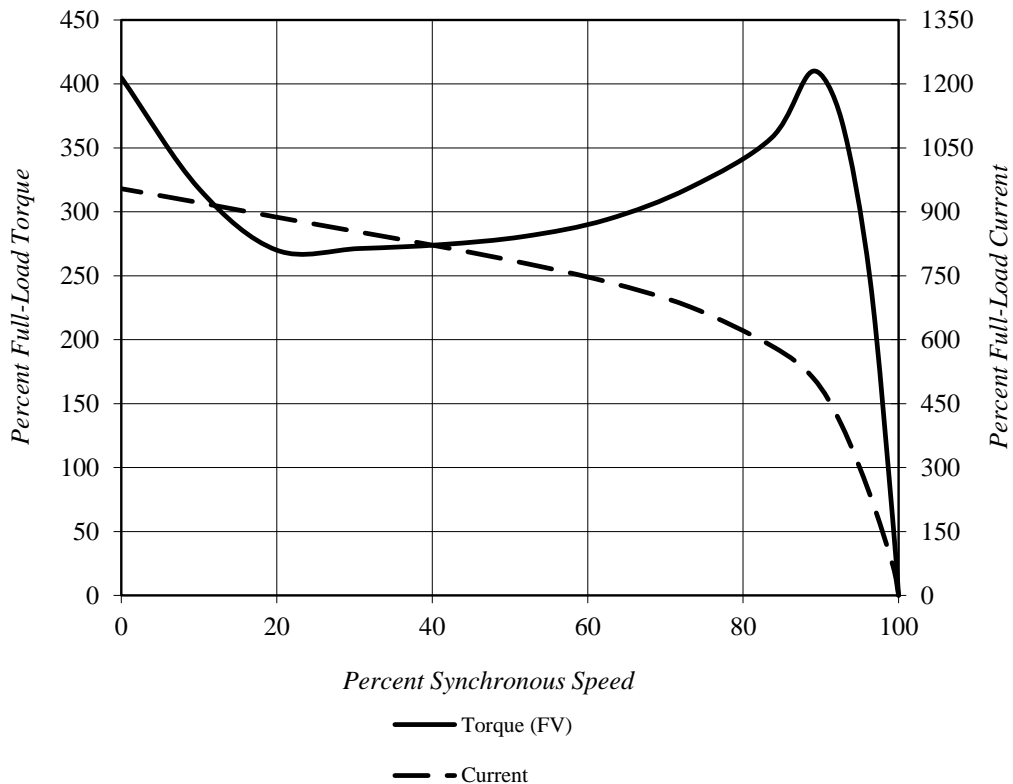
# TOSHIBA INTERNATIONAL CORPORATION

## Speed Torque/Current Curve

<b>Model #:</b>	Y754SDMV7JS-PL			<b>FLAmps:</b>	13.1
<b>Enclosure:</b>	TEFC	<b>Voltage:</b>	460 V	<b>Frame:</b>	132M
<b>Pole:</b>	4	<b>Frequency:</b>	3 PH / 60 Hz	<b>Ins. Class:</b>	F
<b>HP:</b>	10	<b>Rotor Inertia:</b>	1.4 lb-ft <sup>2</sup>	<b>Date:</b>	10/18/2019
<b>FLRPM:</b>	1770	<b>Load Inertia:</b>	N/A	<b>File:</b>	GH4Y75 (7.5kW)

<b>Locked Rotor Amps:</b>	125 A	<b>Load Type:</b>	N/A
<b>Locked Rotor Torque:</b>	405%	<b>Starting at:</b>	N/A
<b>Breakdown Torque:</b>	410%	<b>Accel. Time:</b>	N/A
<b>Rated Torque:</b>	30 lb-ft		

### *Design Values*



**Comments:** PROJECT -  
 \_\_\_\_\_  
 \_\_\_\_\_  
 \_\_\_\_\_

**D.E. Curve #:** GH4Y75 (7.5kW)

**Prepared by:** Zichao Xie

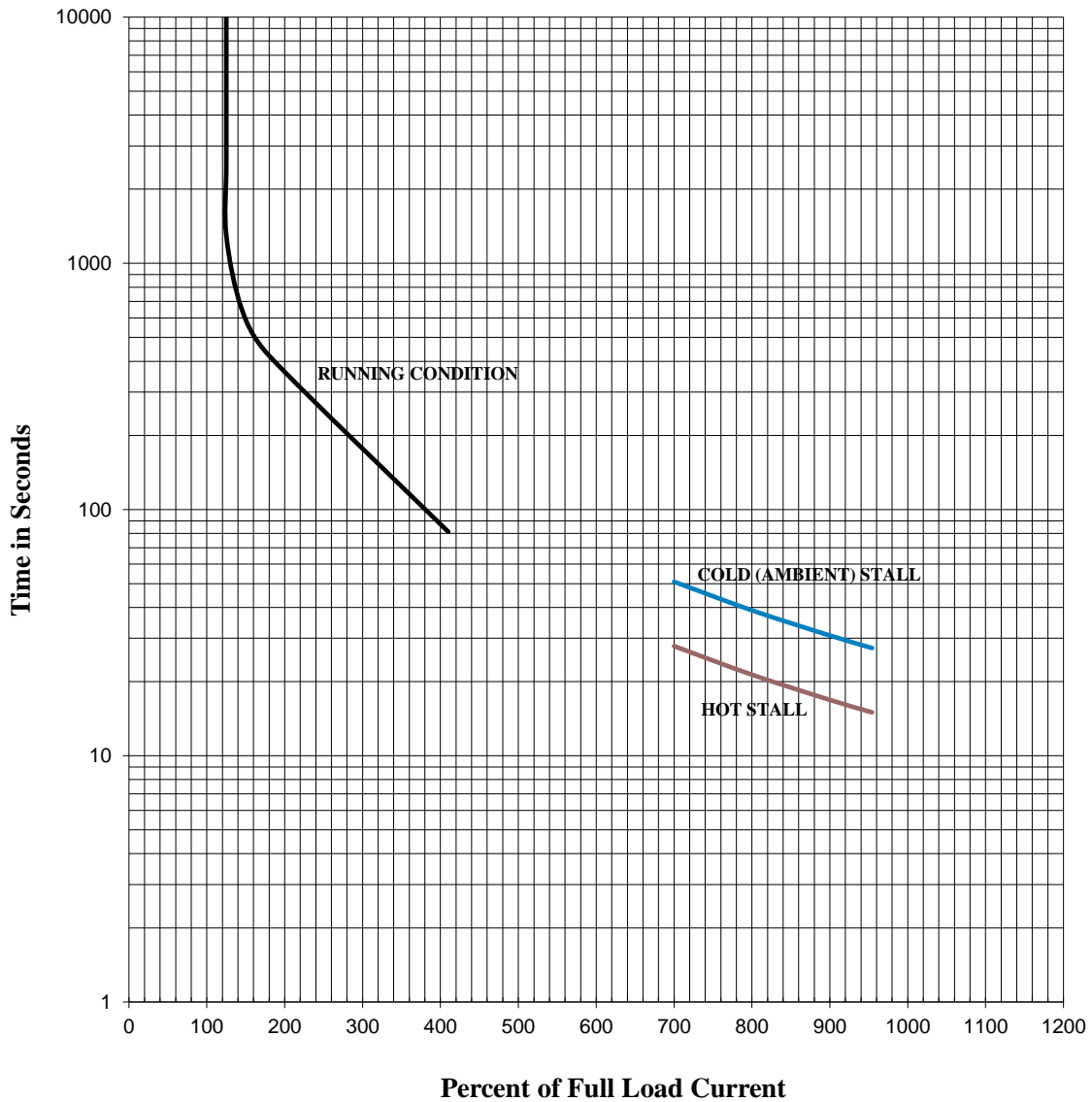
**Checked by:**

# TOSHIBA INTERNATIONAL CORPORATION

## Thermal Limit & Acceleration Curves

*Design Values (For Reference Only)*

<b>Model #:</b>	Y754SDMV7JS-PL			<b>FLAmps:</b>	13.1
<b>Enclosure:</b>	TEFC	<b>Voltage:</b>	460 V	<b>Frame:</b>	132M
<b>Pole:</b>	4	<b>Frequency:</b>	3 PH / 60 Hz	<b>Ins. Class:</b>	F
<b>HP:</b>	10	<b>Rotor Inertia:</b>	1.4 lb-ft <sup>2</sup>	<b>Date:</b>	10/18/2019
<b>FLRPM:</b>	1770	<b>Load Inertia:</b>	N/A	<b>File:</b>	GH4Y75 (7.5kW)



**Comments:** PROJECT -  
 \_\_\_\_\_  
 \_\_\_\_\_  
 \_\_\_\_\_

**D.E. Curve #:** GH4Y75 (7.5kW)

**Prepared by:** Zichao Xie

**Checked by:**