

UNITS: INCHES

ROTATION FROM NDE

CCW
 CW

- NOTES:
1. MAIN CONDUIT BOX MAY BE ROTATED IN 90° INCREMENTS
 2. STANDARD PRODUCT USES BI-DIRECTIONAL FAN. OPPOSITE ROTATION AVAILABLE ONLY BY CONNECTION CHANGE.
 3. KEY DIMENSIONS EQUAL 0.500"x 0.500"x 2.00" (MOTOR SUPPLIED WITH KEY)

TOSHIBA RESERVES THE RIGHT TO MAKE CHANGES OF TECHNICAL IMPROVEMENT AND THE DATA MAY CHANGE WITHOUT NOTICE PRELIMINARY

DO NOT USE FOR CONSTRUCTION, INSTALLATION, OR APPLICATION PURPOSES UNLESS THE DRAWING IS MARKED AS CERTIFIED CERTIFIED

TOSHIBA
 www.toshiba.com/tic
 TOSHIBA INTERNATIONAL CORPORATION

MILL & CHEMICAL DUTY
EQP Global 840

TOTALLY ENCLOSED FAN COOLED
 FOOTED C-FACED
 3 PHASE INDUCTION MOTOR
 324TSC-326TSC F1 ASSEMBLY

DRAWING #: MDSL046-06
 REV. DATE: 07/10/18 REV. #: 2 PER.: M. O'DOWD
 REV. DESCRIP.:



| | | | |
|-------------|-----------|------------|--|
| Issued Date | 9/24/2019 | Transmit # | |
| Issued By | dschoeck | Issued Rev | |

TYPICAL MOTOR PERFORMANCE DATA

Model: 0402XSSC42B-P

| HP | kW | Pole | FL RPM | Frame | Voltage | Hz | Phase | FL Amps |
|-----------|----|------------|--------|--------|----------------|-------------|----------|--------------|
| 40 | 30 | 2 | 3540 | 324TSC | 575 | 60 | 3 | 38 |
| Enclosure | IP | Ins. Class | S.F. | Duty | NEMA Nom. Eff. | NEMA Design | kVA Code | Ambient (°C) |
| TEFC | 55 | F | 1.15 | CONT | 92.4 | B | G | 40 C |

| Load | HP | kW | Amperes | Efficiency (%) | Power Factor (%) |
|--------------|-------|------|---------|----------------|------------------|
| Full Load | 40 | 29.8 | 38.0 | 92.5 | 87.7 |
| ¾ Load | 30.00 | 22.4 | 28.2 | 91.7 | 86.0 |
| ½ Load | 20.00 | 14.9 | 20.4 | 89.5 | 80.9 |
| ¼ Load | 10.00 | 7.5 | 13.9 | 83.6 | 64.2 |
| No Load | | | 9.7 | | 7.9 |
| Locked Rotor | | | 232 | | 44.5 |

| Torque | | | | Rotor wk ² Inertia (lb-ft ²) |
|-------------------|----------------------|-----------------|--------------------|---|
| Full Load (lb-ft) | Locked Rotor (% FLT) | Pull Up (% FLT) | Break Down (% FLT) | |
| 59.3 | 270 | 225 | 280 | 5.74 |

| Safe Stall Time(s) | | Sound Pressure dB(A) @ 1M | Bearings* | | Approx. Motor Weight (lbs) |
|--------------------|-----|---------------------------|-----------|--------|----------------------------|
| Cold | Hot | | DE | NDE | |
| 35 | 15 | - | 6312C3 | 6312C3 | 0 |

*Bearings are the only recommended spare part(s).

Motor Options:
 Product Family:EQP Global 840 CFace Footed
 Mounting:C-Face Footed,Shaft:TS Shaft

| | |
|-------------|--|
| Customer | |
| Customer PO | |
| Sales Order | |
| Project # | |

Tag:

All characteristics are average expected values.

TOSHIBA INTERNATIONAL CORPORATION · HOUSTON, TEXAS U.S.A.

| | | | | | |
|-------------|-----------|------------------|-------------|-------------|---------------|
| Engineering | garce | Doc. Written By | D. Suarez | Doc.# / Rev | MPCF-1119 / 1 |
| Engr. Date | 8/21/2015 | Doc. Approved By | M. Campbell | Doc. Issued | 9/20/2019 |



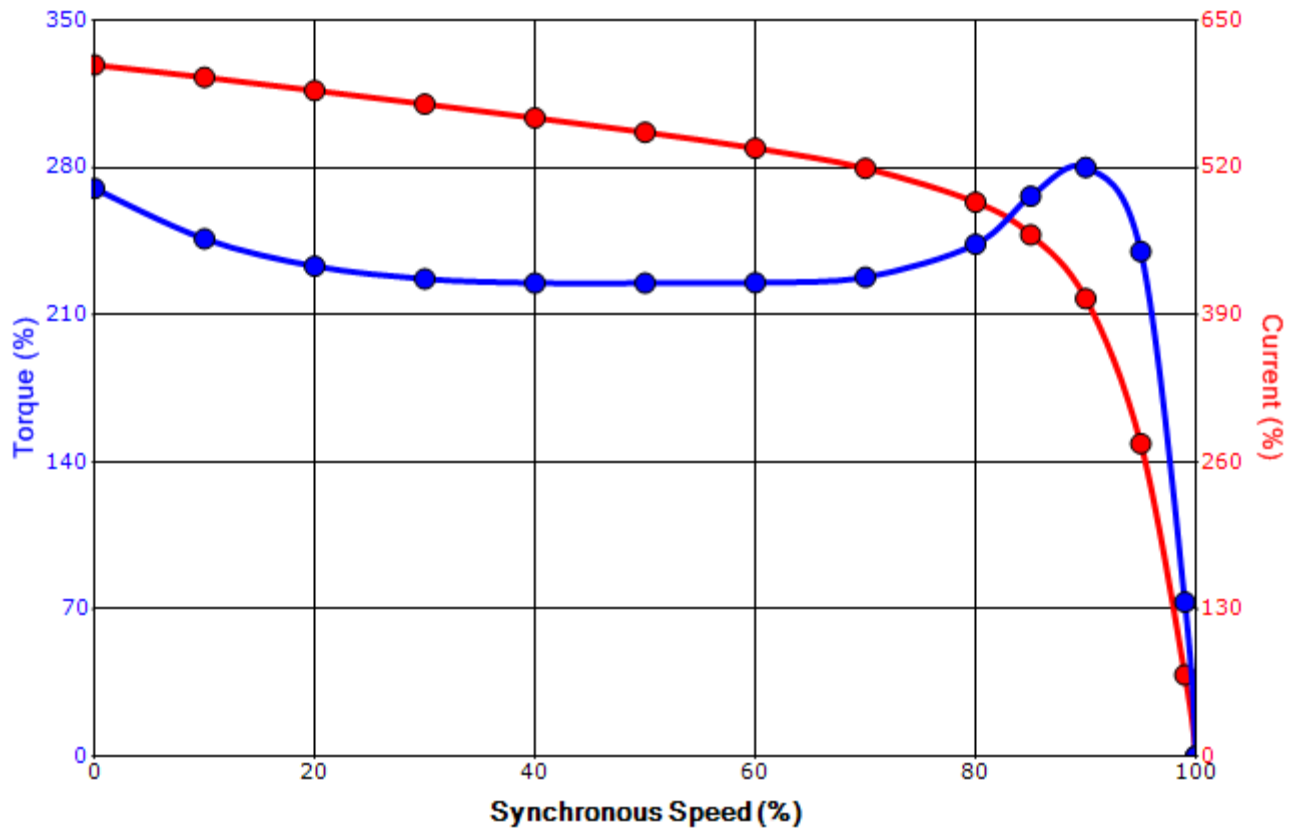
| | | | |
|-------------|-----------|------------|--|
| Issued Date | 9/24/2019 | Transmit # | |
| Issued By | dschoeck | Issued Rev | |

SPEED TORQUE/CURRENT CURVE

Model: 0402XSSC42B-P

| | | | | | | | | |
|-------------------|---|-------------------|------------------|--------|----------------|-------------|----------------|--------------|
| HP | kW | Pole | FL RPM | Frame | Voltage | Hz | Phase | FL Amps |
| 40 | 30 | 2 | 3540 | 324TSC | 575 | 60 | 3 | 38 |
| Enclosure | IP | Ins. Class | S.F. | Duty | NEMA Nom. Eff. | NEMA Design | kVA Code | Ambient (°C) |
| TEFC | 55 | F | 1.15 | CONT | 92.4 | B | G | 40 C |
| Locked Rotor Amps | Rotor wk ² Inertia (lb-ft ²) | Torque | | | | Pull Up (%) | Break Down (%) | |
| | | Full Load (lb-ft) | Locked Rotor (%) | | | | | |
| 232 | 5.74 | 59.3 | 270 | | 225 | 280 | | |

Design Values



| | | | |
|-------------|--|--|-----|
| Customer | | wk ² Load Inertia (lb-ft ²) | - |
| Customer PO | | Load Type | - |
| Sales Order | | Voltage (%) | 100 |
| Project # | | Accel. Time | - |

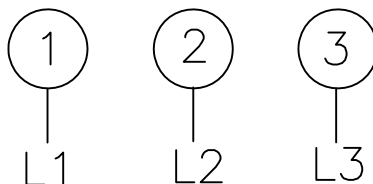
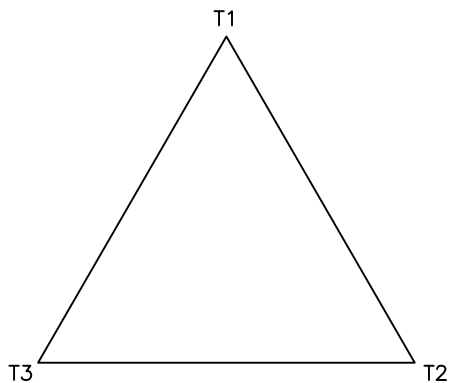
Tag:

All characteristics are average expected values.

TOSHIBA INTERNATIONAL CORPORATION · HOUSTON, TEXAS U.S.A.

| | | | | | |
|-------------|-----------|------------------|-------------|-------------|-------------|
| Engineering | garce | Doc. Written By | D. Suarez | Doc.# / Rev | MPCF-1121/1 |
| Engr. Date | 8/21/2015 | Doc. Approved By | M. Campbell | Doc. Issued | 9/20/2019 |

Motor Connection Diagram
3 Leads - Delta Connection



Switch L1 and L2 to reverse rotation

Each lead may consist of more than one cable.
If multiple cables represent a single lead, each one
of them will be labeled with the appropriate lead number.