



UNITS: INCHES		NOTES: 1. MAIN CONDUIT BOX MAY BE ROTATED IN 90° INCREMENTS 2. STANDARD PRODUCT USES BI-DIRECTIONAL FAN. OPPOSITE ROTATION AVAILABLE ONLY BY CONNECTION CHANGE. 3. KEY DIMENSIONS EQUAL 7/8"-7/8"-6 7/8" (MOTOR SUPPLIED WITH KEY)
ROTATION FROM NDE		
<div> CCW</div>	<div> CW</div>	

TOSHIBA RESERVES THE RIGHT TO MAKE CHANGES OF TECHNICAL IMPROVEMENT AND THE DATA MAY CHANGE WITHOUT NOTICE ☐ PRELIMINARY

DO NOT USE FOR CONSTRUCTION, INSTALLATION, OR APPLICATION PURPOSES UNLESS THE DRAWING IS MARKED AS CERTIFIED ☒ CERTIFIED

TOSHIBA www.toshiba.com/tic TOSHIBA INTERNATIONAL CORPORATION	PETRO-CHEMICAL DUTY EQP Global [®] 841	TOTALLY ENCLOSED FAN COOLED HORIZONTAL FOOT MOUNT 3 PHASE INDUCTION MOTOR S444/5T F1 ASSEMBLY	DRAWING #: MDSL V702-01
			REV. DATE: Nov-26-18 REV. #: _____ PER.: T.Danh
			REV. DESCRIP.: _____

TYPICAL MOTOR PERFORMANCE DATA

Model: 1254XDSC41A-PR

HP	kW	Pole	FL RPM	Frame	Voltage	Hz	Phase	FL Amps
125	90	4	1785	S444T	575	60	3	115
Enclosure	IP	Ins. Class	S.F.	Duty	NEMA Nom. Eff.	NEMA Design	kVA Code	Ambient (°C)
TEFC	56	F	1.15	CONT	95.4	B		40 C

Load	HP	kW	Amperes	Efficiency (%)	Power Factor (%)
Full Load	125.00	93.2	115	95.9	85.6
¾ Load	93.75	69.9	87	95.4	84.4
½ Load	62.50	46.6	62	93.9	79.7
¼ Load	31.25	23.3	41	89.1	63.2
No Load			32.1		
Locked Rotor			705		

Torque				Rotor wk² Inertia (lb-ft²)
Full Load (lb-ft)	Locked Rotor (% FLT)	Pull Up (% FLT)	Break Down (% FLT)	
368	160	115	235	54.36

Safe Stall Time(s)		Sound Pressure dB(A) @ 1M	Bearings*		Approx. Motor Weight (lbs)
Cold	Hot		DE	NDE	
35	15	84	NU318C3	6316C3	

*Bearings are the only recommended spare part(s).

Motor Options:
Product Family:EQP Global 841
Mounting:Footed,Shaft:T Shaft

Customer	
Customer PO	
Sales Order	
Project #	

Tag:

All characteristics are average expected values.

TOSHIBA INTERNATIONAL CORPORATION · HOUSTON, TEXAS U.S.A.

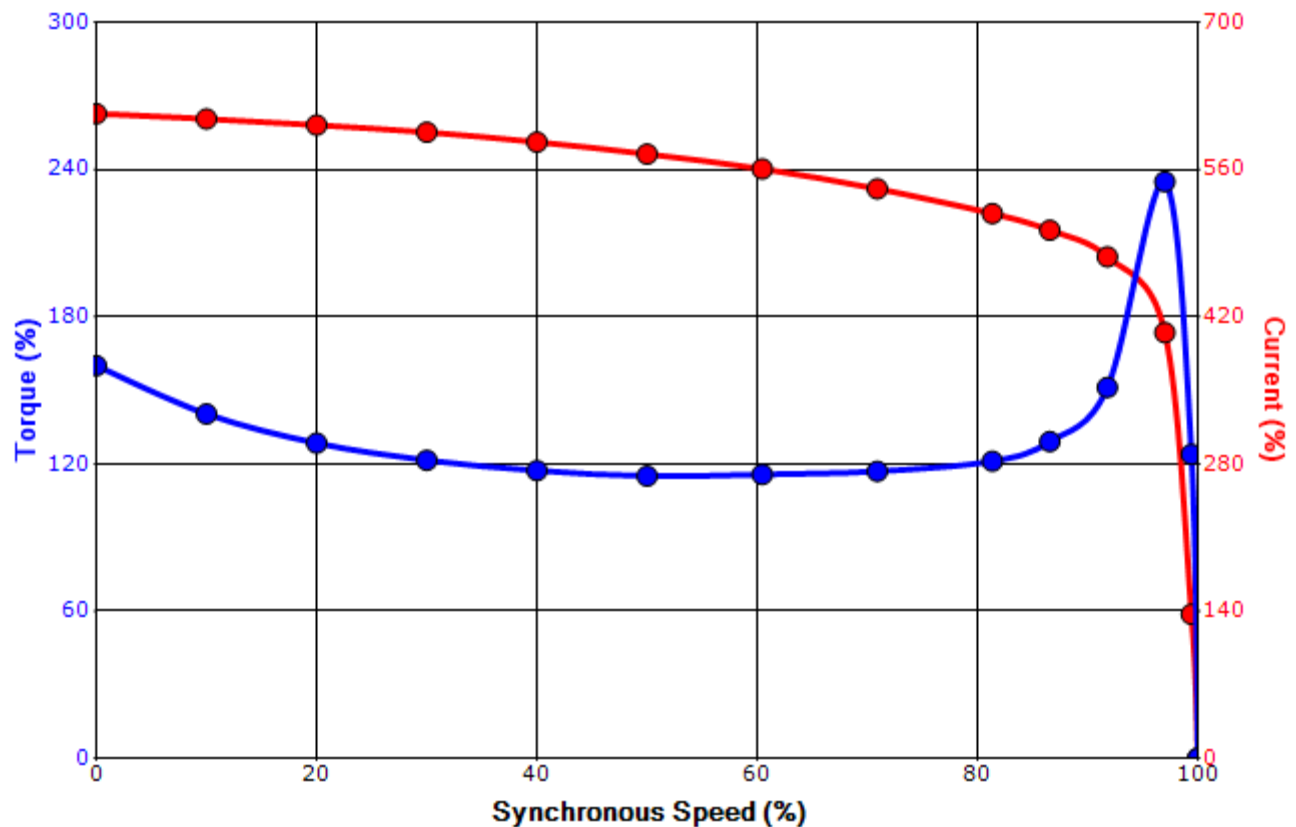
Engineering	mcampbell	Doc. Written By	D. Suarez	Doc.# / Rev	MPCF-1119 / 0
Engr. Date	11/9/2018	Doc. Approved By	M. Campbell	Doc. Issued	6/8/2011

SPEED TORQUE/CURRENT CURVE

Model: 1254XDSC41A-PR

HP	kW	Pole	FL RPM	Frame	Voltage	Hz	Phase	FL Amps
125	90	4	1785	S444T	575	60	3	115
Enclosure	IP	Ins. Class	S.F.	Duty	NEMA Nom. Eff.	NEMA Design	kVA Code	Ambient (°C)
TEFC	56	F	1.15	CONT	95.4	B		40 C
Locked Rotor Amps	Rotor wk ² Inertia (lb-ft ²)	Torque						
		Full Load (lb-ft)	Locked Rotor (%)	Pull Up (%)		Break Down (%)		
705	54.36	368	160	115		235		

Design Values



Customer			wk ² Load Inertia (lb-ft ²)	-
Customer PO			Load Type	-
Sales Order			Voltage (%)	100
Project #			Accel. Time	-

Tag:

All characteristics are average expected values.

TOSHIBA INTERNATIONAL CORPORATION · HOUSTON, TEXAS U.S.A.

Engineering	mcampbell	Doc. Written By	D. Suarez	Doc.# / Rev	MPCF-1121 / 0
Engr. Date	11/9/2018	Doc. Approved By	M. Campbell	Doc. Issued	6/8/2011

Motor Connection Diagram

3 Leads - Delta Connection



Switch L1 and L2 to reverse rotation

Each lead may consist of more than one cable.
If multiple cables represent a single lead, each one
of them will be labeled with the appropriate lead number.

SPARE PARTS LIST*

Model: 1254XDSC41A-PR

HP	kW	Pole	FL RPM	Frame	Voltage	Hz	Phase	FL Amps
125	90	4	1785	S444T	575	60	3	115
Enclosure	IP	Ins. Class	S.F.	Duty	NEMA Nom. Eff.	NEMA Design	kVA Code	Ambient (°C)
TEFC	56	F	1.15	CONT	95.4	B		40 C

Bearings DE NU318C3 / 90RU03M3OX

Bearings NDE 6316C3 / 80BC03J3OX

*Bearings are the only recommended spare part(s).

Other than the grease used for regreasable bearings and the oil used for oil-lubricated bearings, Toshiba advises that there are no "use" parts. The only insurance spares that Toshiba suggests for these squirrel-cage induction motors are industry-standard and commercially available off-the-shelf bearings as noted above.

Motor components such as terminal boxes, fan covers and other machined parts are available on special request. In these cases, please advise our order entry department of the model and serial numbers found on the motor nameplate and a description of the needed components. With this information they will be able to furnish the current part number, price and availability.

Note: Our internal part numbers are subject to change without notice and are not published.

Customer	
Customer PO	
Sales Order	
Project #	

Tag:

All characteristics are average expected values.

TOSHIBA INTERNATIONAL CORPORATION · HOUSTON, TEXAS U.S.A.

Engineering	mcampbell	Doc. Written By	D. Suarez	Doc.# / Rev	MPCF-1125 / 0
Engr. Date	11/9/2018	Doc. Approved By	M. Campbell	Doc. Issued	6/8/2011