

UNIT: mm

TOSHIBA RESERVES THE RIGHT TO MAKE CHANGES OF TECHNICAL IMPROVEMENT WITHOUT NOTICE. DO NOT USE FOR CONSTRUCTION, INSTALLATION, OR APPLICATION PURPOSES UNLESS THE DRAWING IS CERTIFIED.

B14-FLANGE MOTOR DL DRAWING IEC GLOBAL	TYPE: 2-4-6P 400V	TOLERANCES					
	FRAME: 132S	X, ± 2.0 X.X ± 0.5 X.XX ± 0.1					
3HFN000317		MAXIMUM MOTOR WEIGHT					DRAWN BY: HIEN, NGUYEN CHECK BY: B.X.QUYNH APPROVED BY: JAY BUGBEE www.toshiba.com/ind
TOSHIBA TOSHIBA INTERNATIONAL CORPORATION		- lbs. - kgs.	NO	REVISION	DRAWN BY	DATE	CHECK

TOSHIBA INTERNATIONAL CORPORATION Industrial Division / Houston Motor Plant SQUIRREL CAGE INDUCTION MOTOR PERFORMANCE SPECIFICATIONS	INDEX	MPCF-1033
	SHEET NO.	1 of 1
	ISSUED	7/31/13
	SUPERSEDES	11/8/96
	REVISION	2
	WRITTEN BY	MDC
	APPROVED BY	PAA

CUSTOMER: -
TIC SR No.: -

MOTOR NAMEPLATE DATA			
H.P.: -	VOLTS: 230/400	3 PH / 50 Hz	S. RPM: 1500
FRAME: 132S	ENCL: TEFC	FLAMPS: 19.5/11.2	FLRPM: 1465
FORM: FBKL1	S.F.: -	IEC DESIGN NE	INSUL CLASS: F
TYPE: IKKH	AMB.: 40°C	CODE: -	DUTY: Cont.
MODEL No.: Y554SDMV7KS-PL		kW: 5.5	
NOM. EFF.: 89.6	MIN. EFF.: -	cosØ 0.78	

AMPERAGE	TORQUES	**BEARINGS:
LOCKED ROTOR: 166/96	FULL LOAD (lb-ft.): 26	DRIVE END: REFER TO NP
	LOCKED ROTOR (%): 415	OPPOSITE DRIVE END: REFER TO NP
	BREAK DOWN (%): 420	

EFFICIENCY	POWER FACTOR
FULL LOAD: 90.8	FULL LOAD: 78.0
3/4 LOAD: 90.2	3/4 LOAD: 71.8
1/2 LOAD: 87.8	1/2 LOAD: 60.0

ALL CHARACTERISTICS ARE AVERAGE EXPECTED VALUES BASED UPON RATED VOLTAGE, FREQUENCY AND SINEWAVE POWER INPUT.
THE DECLARED LOCKED ROTOR CURRENT HAS A TOLERANCE OF 20%.
* TEMPERATURE RISE WILL BE CONSISTENT WITH INSULATION, AMBIENT AND SERVICE FACTOR AS DEFINED BY NEMA-MG-12 OR -20.
** BEARINGS ARE THE ONLY RECOMMENDED SPARE PART(S).

CERTIFIED BY: Zichao Xie
DATE: 10/18/2019

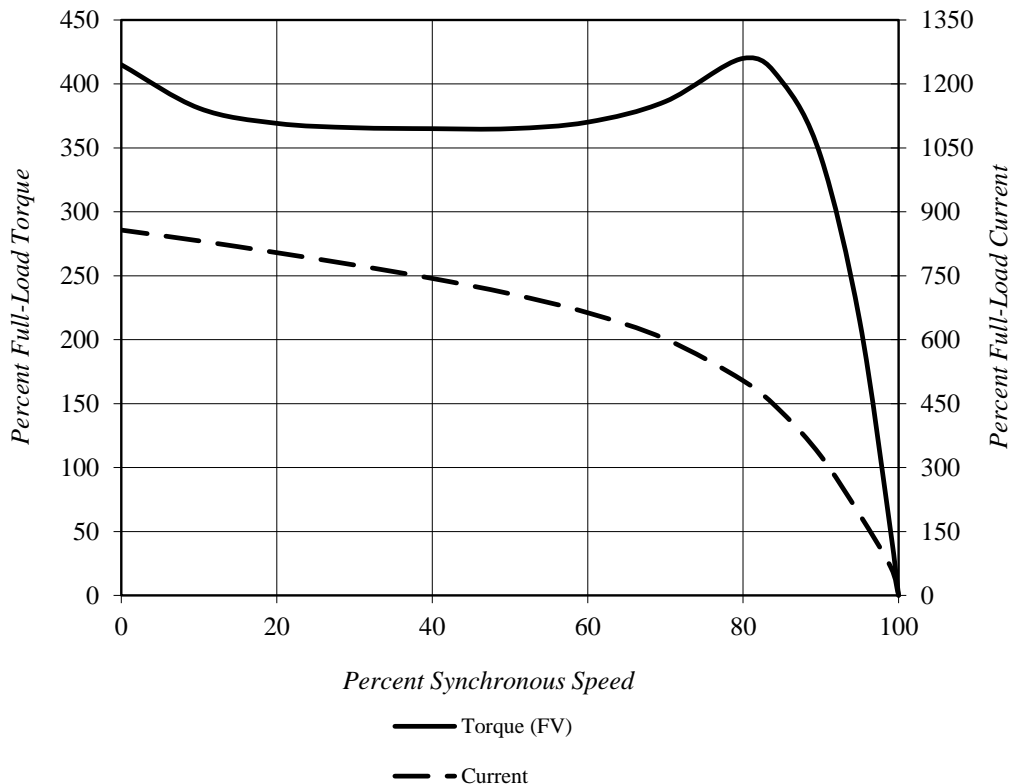
TOSHIBA INTERNATIONAL CORPORATION

Speed Torque/Current Curve

Model #:	Y554SDMV7KS-PL			FLAmps:	19.5/11.2
Enclosure:	TEFC	Voltage:	230/400 V	Frame:	132S
Pole:	4	Frequency:	3 PH / 50 Hz	Ins. Class:	F
KW:	5.5	Rotor Inertia:	1.1 lb-ft ²	Date:	10/18/2019
FLRPM:	1465	Load Inertia:	N/A	File:	GH4Y55 (5.5kW)

Locked Rotor Amps:	166/96 A	Load Type:	N/A
Locked Rotor Torque:	415%	Starting at:	N/A
Breakdown Torque:	420%	Accel. Time:	N/A
Rated Torque:	26 lb-ft		

Design Values



Comments: PROJECT -

D.E.Curve #: GH4Y55 (5.5kW)

Prepared by: Zichao Xie

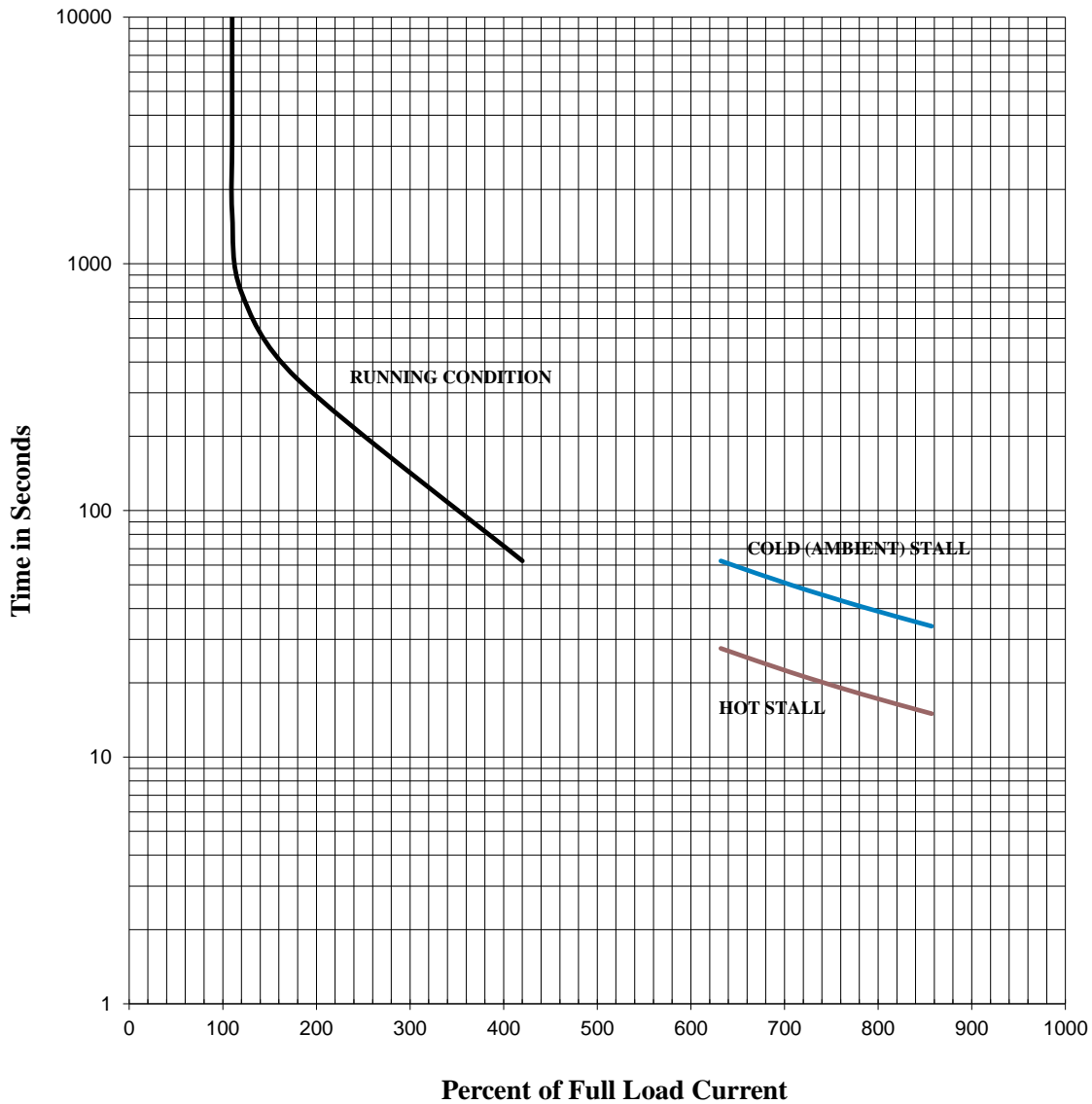
Checked by:

TOSHIBA INTERNATIONAL CORPORATION

Thermal Limit & Acceleration Curves

Design Values (For Reference Only)

Model #:	Y554SDMV7KS-PL			FLAmps:	19.5/11.2
Enclosure:	TEFC	Voltage:	230/400 V	Frame:	132S
Pole:	4	Frequency:	3 PH / 50 Hz	Ins. Class:	F
KW:	5.5	Rotor Inertia:	1.1 lb-ft ²	Date:	10/18/2019
FLRPM:	1465	Load Inertia:	N/A	File:	GH4Y55 (5.5kW)



Comments: PROJECT -

D.E. Curve #: GH4Y55 (5.5kW)

Prepared by: Zichao Xie

Checked by:

TOSHIBA INTERNATIONAL CORPORATION
Industrial Division / Houston Motor Plant

SQUIRREL CAGE INDUCTION MOTOR
PERFORMANCE SPECIFICATIONS

INDEX	MPCF-1033
SHEET NO.	1 of 1
ISSUED	7/31/13
SUPERSEDES	11/8/96
REVISION	2
WRITTEN BY	MDC
APPROVED BY	PAA

CUSTOMER: -
TIC SR No.: -

MOTOR NAMEPLATE DATA

H.P.: -	VOLTS: 240/415	3 PH / 50 Hz	S. RPM: 1500
FRAME: 132S	ENCL: TEFC	FLAMPS: 19.4/11.2	FLRPM: 1470
FORM: FBKL1	S.F.: -	IEC DESIGN NE	INSUL CLASS: F
TYPE: IKKH	AMB.: 40°C	CODE: -	DUTY: Cont.
MODEL No.: Y554SDMV7KS-PL		kW: 5.5	
NOM. EFF.: 89.6	MIN. EFF.: -	cosØ 0.75	

AMPERAGE

LOCKED ROTOR: 173/100

TORQUES

FULL LOAD (lb-ft.): 26
LOCKED ROTOR (%): 455
BREAK DOWN (%): 450

****BEARINGS:**

DRIVE END: REFER TO NP
OPPOSITE DRIVE END: REFER TO NP

EFFICIENCY

FULL LOAD: 90.9
3/4 LOAD: 90.1
1/2 LOAD: 87.4

POWER FACTOR

FULL LOAD: 75.1
3/4 LOAD: 67.9
1/2 LOAD: 55.3

ALL CHARACTERISTICS ARE AVERAGE EXPECTED VALUES BASED UPON RATED VOLTAGE,
FREQUENCY AND SINEWAVE POWER INPUT.

THE DECLARED LOCKED ROTOR CURRENT HAS A TOLERANCE OF 20%.

* TEMPERATURE RISE WILL BE CONSISTENT WITH INSULATION, AMBIENT AND SERVICE FACTOR AS
DEFINED BY NEMA-MG-12 OR -20.

** BEARINGS ARE THE ONLY RECOMMENDED SPARE PART(S).

CERTIFIED BY: Zichao Xie

DATE: 10/18/2019

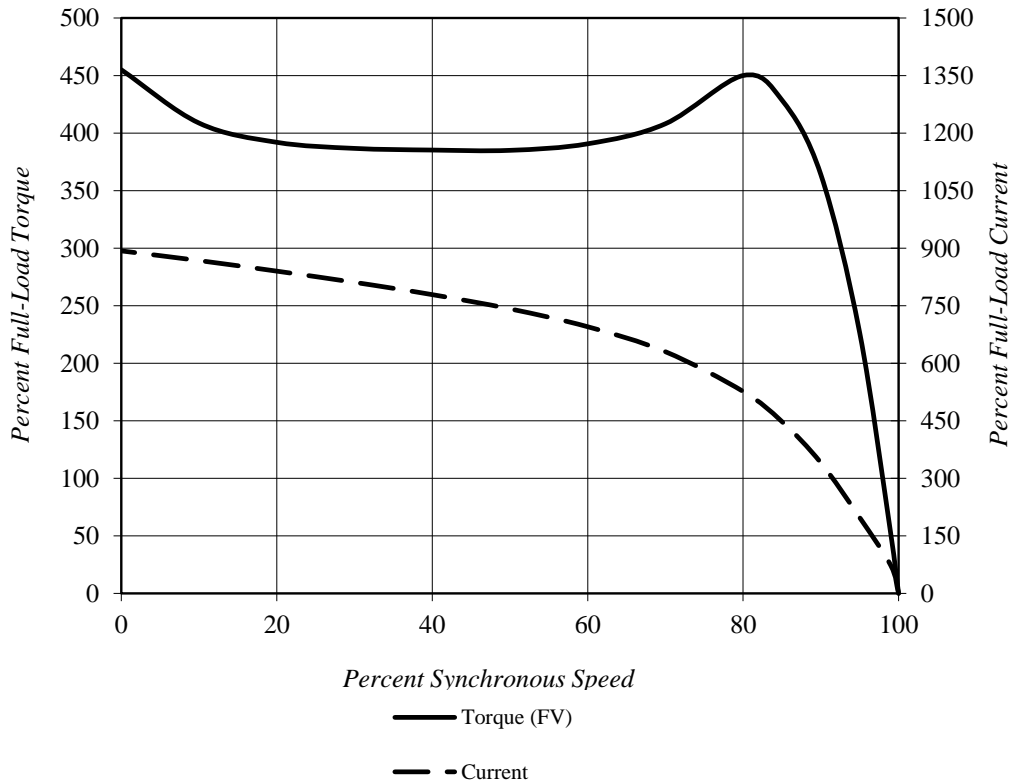
TOSHIBA INTERNATIONAL CORPORATION

Speed Torque/Current Curve

Model #:	Y554SDMV7KS-PL			FLAmps:	19.4/11.2
Enclosure:	TEFC	Voltage:	240/415 V	Frame:	132S
Pole:	4	Frequency:	3 PH / 50 Hz	Ins. Class:	F
KW:	5.5	Rotor Inertia:	1.1 lb-ft ²	Date:	10/18/2019
FLRPM:	1470	Load Inertia:	N/A	File:	GH4Y55 (5.5kW)

Locked Rotor Amps:	173/100 A	Load Type:	N/A
Locked Rotor Torque:	455%	Starting at:	N/A
Breakdown Torque:	450%	Accel. Time:	N/A
Rated Torque:	26 lb-ft		

Design Values



Comments: PROJECT -

D.E. Curve #: GH4Y55 (5.5kW)

Prepared by: Zichao Xie

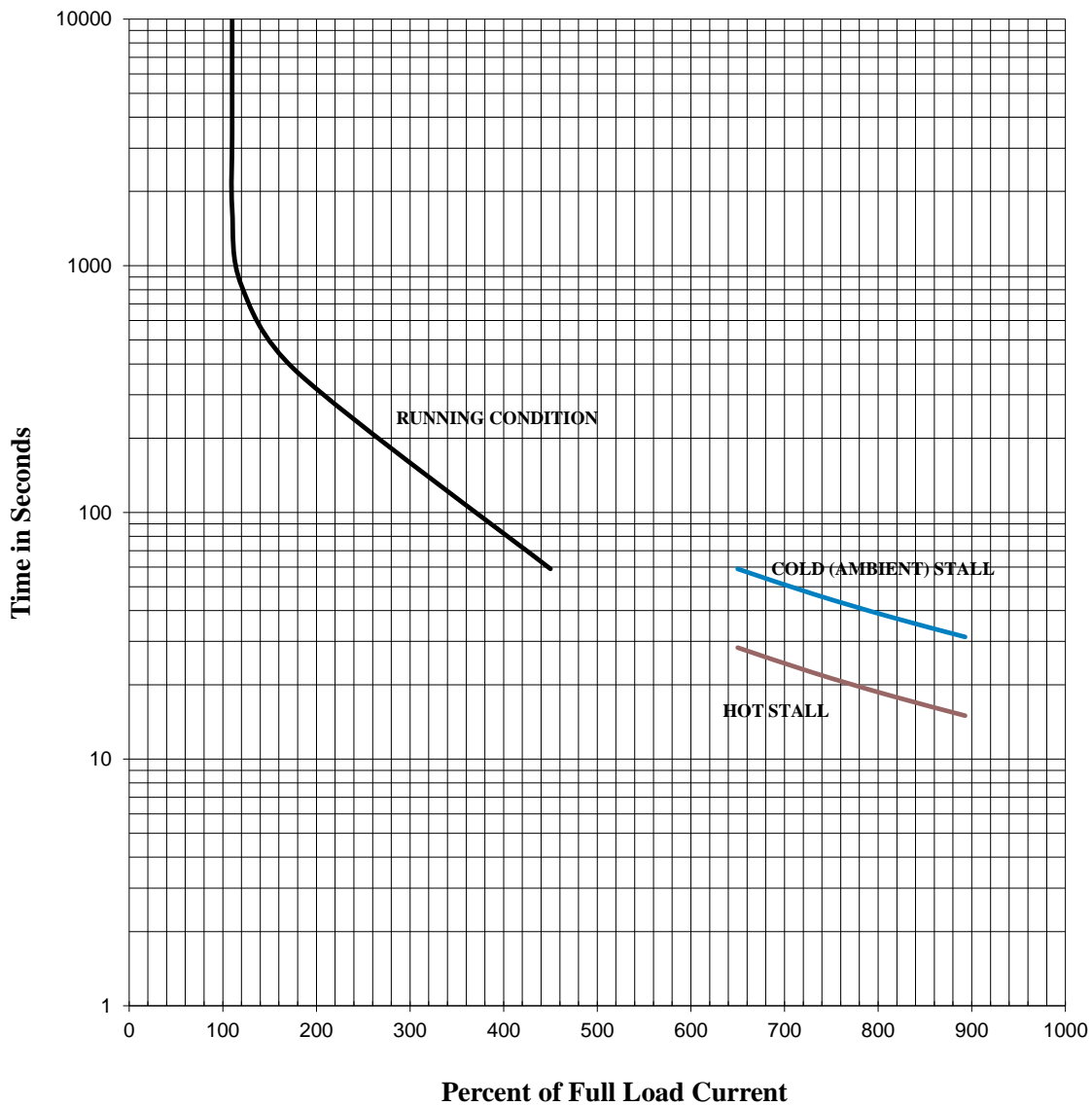
Checked by:

TOSHIBA INTERNATIONAL CORPORATION

Thermal Limit & Acceleration Curves

Design Values (For Reference Only)

Model #:	Y554SDMV7KS-PL			FLAmps:	19.4/11.2
Enclosure:	TEFC	Voltage:	240/415 V	Frame:	132S
Pole:	4	Frequency:	3 PH / 50 Hz	Ins. Class:	F
KW:	5.5	Rotor Inertia:	1.1 lb-ft ²	Date:	10/18/2019
FLRPM:	1470	Load Inertia:	N/A	File:	GH4Y55 (5.5kW)



Comments: PROJECT -

D.E.Curve #: GH4Y55 (5.5kW)

Prepared by: Zichao Xie

Checked by:

TOSHIBA INTERNATIONAL CORPORATION Industrial Division / Houston Motor Plant SQUIRREL CAGE INDUCTION MOTOR PERFORMANCE SPECIFICATIONS	INDEX	MPCF-1033
	SHEET NO.	1 of 1
	ISSUED	7/31/13
	SUPERSEDES	11/8/96
	REVISION	2
	WRITTEN BY	MDC
	APPROVED BY	PAA

CUSTOMER: -
TIC SR No.: -

MOTOR NAMEPLATE DATA			
H.P.: -	VOLTS: 220/380	3 PH / 50 Hz	S. RPM: 1500
FRAME: 132S	ENCL: TEFC	FLAMPS: 19.7/11.4	FLRPM: 1465
FORM: FBKL1	S.F.: -	IEC DESIGN NE	INSUL CLASS: F
TYPE: IKKH	AMB.: 40°C	CODE: -	DUTY: Cont.
MODEL No.: Y554SDMV7KS-PL		kW: 5.5	
NOM. EFF.: 89.6	MIN. EFF.: -	cosØ 0.81	

AMPERAGE	TORQUES	**BEARINGS:
LOCKED ROTOR: 156/90	FULL LOAD (lb-ft.): 27	DRIVE END: REFER TO NP
	LOCKED ROTOR (%): 370	OPPOSITE DRIVE END: REFER TO NP
	BREAK DOWN (%): 380	

EFFICIENCY	POWER FACTOR
FULL LOAD: 90.4	FULL LOAD: 81.3
3/4 LOAD: 90.1	3/4 LOAD: 76.5
1/2 LOAD: 88.2	1/2 LOAD: 66.3

ALL CHARACTERISTICS ARE AVERAGE EXPECTED VALUES BASED UPON RATED VOLTAGE, FREQUENCY AND SINEWAVE POWER INPUT.
THE DECLARED LOCKED ROTOR CURRENT HAS A TOLERANCE OF 20%.
* TEMPERATURE RISE WILL BE CONSISTENT WITH INSULATION, AMBIENT AND SERVICE FACTOR AS DEFINED BY NEMA-MG-12 OR -20.
** BEARINGS ARE THE ONLY RECOMMENDED SPARE PART(S).

CERTIFIED BY: Zichao Xie
DATE: 10/18/2019

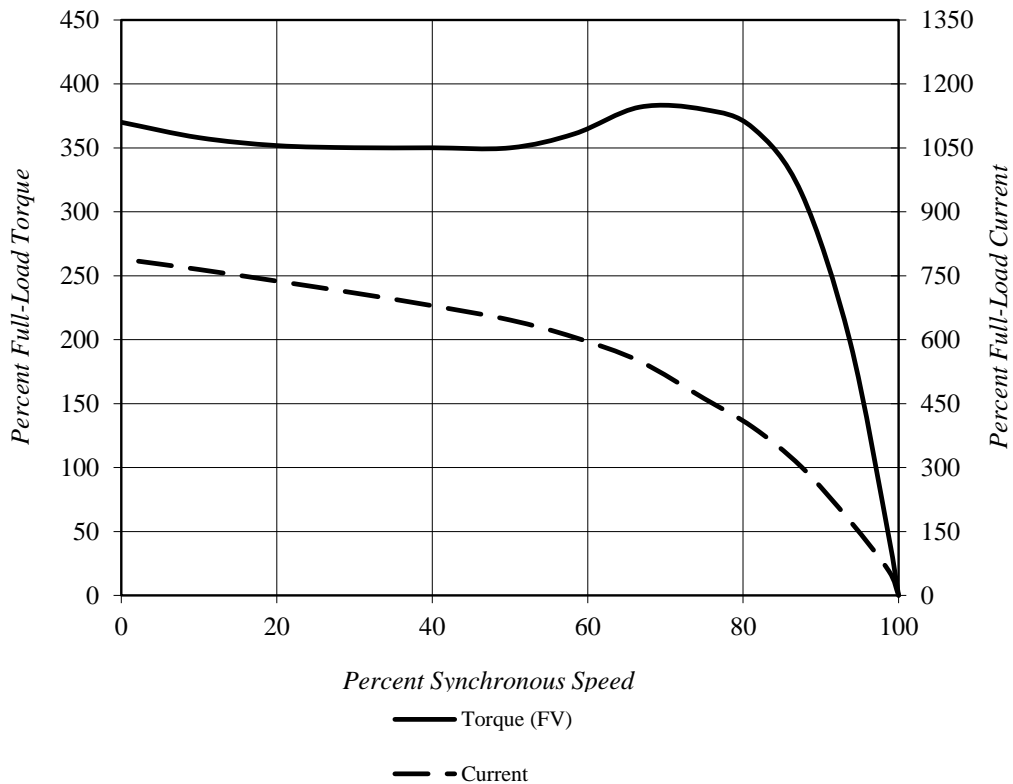
TOSHIBA INTERNATIONAL CORPORATION

Speed Torque/Current Curve

Model #:	Y554SDMV7KS-PL			FLAmps:	19.7/11.4
Enclosure:	TEFC	Voltage:	220/380 V	Frame:	132S
Pole:	4	Frequency:	3 PH / 50 Hz	Ins. Class:	F
KW:	5.5	Rotor Inertia:	1.1 lb-ft ²	Date:	10/18/2019
FLRPM:	1465	Load Inertia:	N/A	File:	GH4Y55 (5.5kW)

Locked Rotor Amps:	156/90 A	Load Type:	N/A
Locked Rotor Torque:	370%	Starting at:	N/A
Breakdown Torque:	380%	Accel. Time:	N/A
Rated Torque:	27 lb-ft		

Design Values



Comments: PROJECT -

D.E.Curve #: GH4Y55 (5.5kW)

Prepared by: Zichao Xie

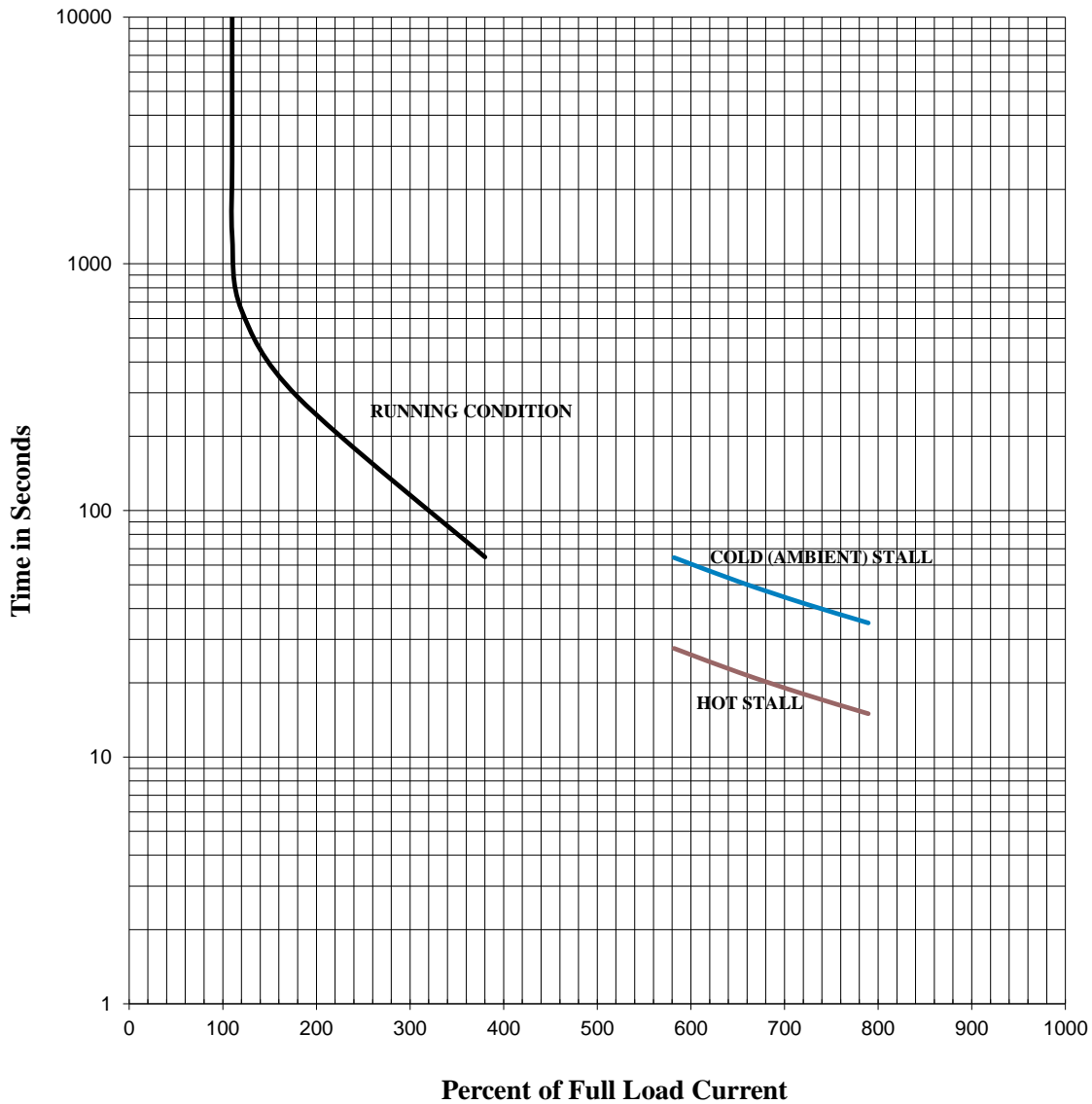
Checked by:

TOSHIBA INTERNATIONAL CORPORATION

Thermal Limit & Acceleration Curves

Design Values (For Reference Only)

Model #:	Y554SDMV7KS-PL			FLAmps:	19.7/11.4
Enclosure:	TEFC	Voltage:	220/380 V	Frame:	132S
Pole:	4	Frequency:	3 PH / 50 Hz	Ins. Class:	F
KW:	5.5	Rotor Inertia:	1.1 lb-ft ²	Date:	10/18/2019
FLRPM:	1465	Load Inertia:	N/A	File:	GH4Y55 (5.5kW)



Comments: PROJECT -

D.E.Curve #: GH4Y55 (5.5kW)

Prepared by: Zichao Xie

Checked by:

TOSHIBA INTERNATIONAL CORPORATION Industrial Division / Houston Motor Plant SQUIRREL CAGE INDUCTION MOTOR PERFORMANCE SPECIFICATIONS	INDEX	MPCF-1033
	SHEET NO.	1 of 1
	ISSUED	7/31/13
	SUPERSEDES	11/8/96
	REVISION	2
	WRITTEN BY	MDC
	APPROVED BY	PAA

CUSTOMER: -
TIC SR No.: -

MOTOR NAMEPLATE DATA			
H.P.: 7.5	VOLTS: 460	3 PH / 60 Hz	S. RPM: 1800
FRAME: 132S	ENCL: TEFC	FLAMPS: 9.9	FLRPM: 1770
FORM: FBKL1	S.F.: 1.15	NEMA DESIGN: A	INSUL CLASS: F
TYPE: IKKH	AMB.: 40°C	CODE: M	DUTY: Cont.
MODEL No.: Y554SDMV7KS-PL		kW: 5.5	
NOM. EFF.: 91.7	MIN. EFF.: -	P.F.: 76.0	

AMPERAGE	TORQUES	**BEARINGS:
LOCKED ROTOR: 98	FULL LOAD (lb-ft.): 22	DRIVE END: REFER TO NP
	LOCKED ROTOR (%): 430	OPPOSITE DRIVE END: REFER TO NP
	BREAK DOWN (%): 440	

EFFICIENCY	POWER FACTOR
FULL LOAD: 91.3	FULL LOAD: 76.3
3/4 LOAD: 90.2	3/4 LOAD: 70.1
1/2 LOAD: 87.4	1/2 LOAD: 58.4

ALL CHARACTERISTICS ARE AVERAGE EXPECTED VALUES BASED UPON RATED VOLTAGE, FREQUENCY AND SINEWAVE POWER INPUT.
THE DECLARED LOCKED ROTOR CURRENT HAS A TOLERANCE OF 20%.
* TEMPERATURE RISE WILL BE CONSISTENT WITH INSULATION, AMBIENT AND SERVICE FACTOR AS DEFINED BY NEMA-MG-12 OR -20.
** BEARINGS ARE THE ONLY RECOMMENDED SPARE PART(S).

CERTIFIED BY: Zichao Xie

DATE: 10/18/2019

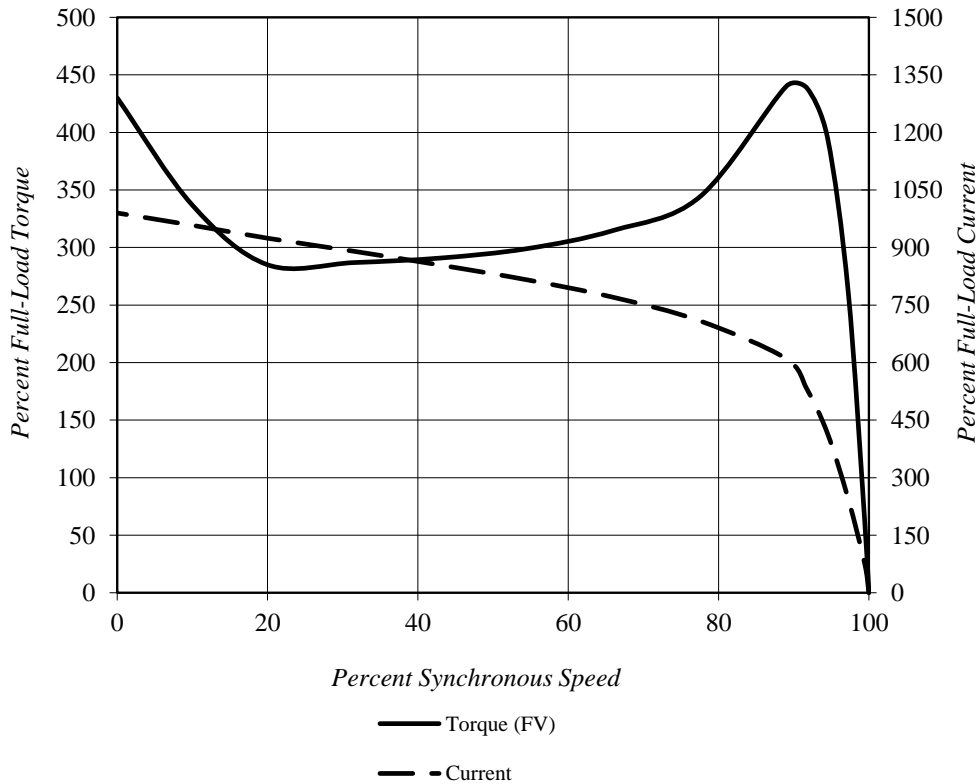
TOSHIBA INTERNATIONAL CORPORATION

Speed Torque/Current Curve

Model #:	Y554SDMV7KS-PL			FLAmps:	9.9
Enclosure:	TEFC	Voltage:	460 V	Frame:	132S
Pole:	4	Frequency:	3 PH / 60 Hz	Ins. Class:	F
HP:	7.5	Rotor Inertia:	1.1 lb-ft ²	Date:	10/18/2019
FLRPM:	1770	Load Inertia:	N/A	File:	GH4Y55 (5.5kW)

Locked Rotor Amps:	98 A	Load Type:	N/A
Locked Rotor Torque:	430%	Starting at:	N/A
Breakdown Torque:	440%	Accel. Time:	N/A
Rated Torque:	22 lb-ft		

Design Values



Comments: PROJECT -

D.E. Curve #: GH4Y55 (5.5kW)

Prepared by: Zichao Xie

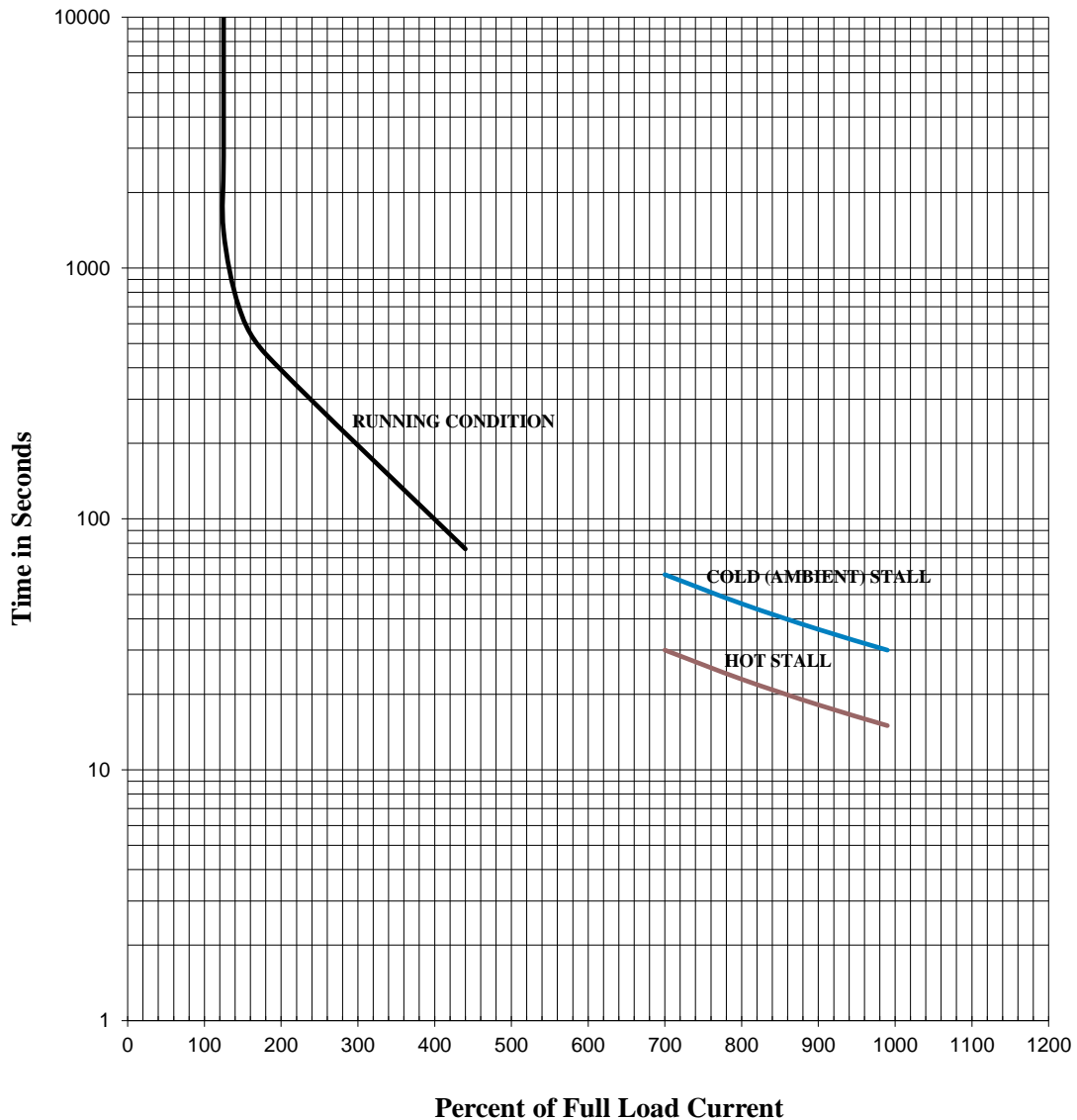
Checked by:

TOSHIBA INTERNATIONAL CORPORATION

Thermal Limit & Acceleration Curves

Design Values (For Reference Only)

Model #:	Y554SDMV7KS-PL			FLAmps:	9.9
Enclosure:	TEFC	Voltage:	460 V	Frame:	132S
Pole:	4	Frequency:	3 PH / 60 Hz	Ins. Class:	F
HP:	7.5	Rotor Inertia:	1.1 lb-ft ²	Date:	10/18/2019
FLRPM:	1770	Load Inertia:	N/A	File:	GH4Y55 (5.5kW)



Comments: PROJECT -

D.E. Curve #: GH4Y55 (5.5kW)

Prepared by: Zichao Xie

Checked by: _____