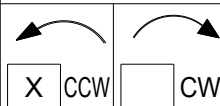


UNITS: INCHES

ROTATION FROM NDE



NOTES:

1. MAIN CONDUIT BOX MAY BE ROTATED IN 90° INCREMENTS
2. STANDARD PRODUCT USES BI-DIRECTIONAL FAN. OPPOSITE ROTATION AVAILABLE ONLY BY CONNECTION CHANGE.
3. KEY DIMENSIONS EQUAL 0.312"x 0.312"x 2.38" (MOTOR SUPPLIED WITH KEY)

TOSHIBA RESERVES THE RIGHT TO MAKE CHANGES OF TECHNICAL IMPROVEMENT AND THE DATA MAY CHANGE WITHOUT NOTICE

☐ PRELIMINARY

DO NOT USE FOR CONSTRUCTION, INSTALLATION, OR APPLICATION PURPOSES UNLESS THE DRAWING IS MARKED AS CERTIFIED

☒ CERTIFIED

TYPICAL MOTOR PERFORMANCE DATA

Model: Y752SDSR42A-P

HP	kW	Pole	FL RPM	Frame	Voltage	Hz	Phase	FL Amps
7.50	5.5	2	3510	213TC	230/460	60	3	17.8/8.9
Enclosure	IP	Ins. Class	S.F.	Duty	NEMA Nom. Eff.	NEMA Design	kVA Code	Ambient (°C)
TEFC	55	F	1.15	CONT	89.5	B		40 C

Load	HP	kW	Amperes	Efficiency (%)	Power Factor (%)
Full Load	7.50	5.6	8.9	90.6	87.6
¾ Load	5.62	4.2	6.9	90.0	84.3
½ Load	3.75	2.8	5.2	87.9	76.3
¼ Load	1.87	1.4	3.9	80.1	55.6
No Load			2.8		8.6
Locked Rotor			60		40.4

Torque				Rotor wk² Inertia (lb-ft²)
Full Load (lb-ft)	Locked Rotor (% FLT)	Pull Up (% FLT)	Break Down (% FLT)	
11.2	225	190	270	0.46

Safe Stall Time(s)		Sound Pressure dB(A) @ 1M	Bearings*		Approx. Motor Weight (lbs)
Cold	Hot		DE	NDE	
31	15	-	6308ZZC3	6308ZZC3	168

*Bearings are the only recommended spare part(s).

Motor Options:
Product Family:EQP Global SD CFace Footed
Mounting:C-Face Footed,Shaft:T Shaft

Customer	
Customer PO	
Sales Order	
Project #	

Tag:

All characteristics are average expected values.

TOSHIBA INTERNATIONAL CORPORATION · HOUSTON, TEXAS U.S.A.

Engineering	aguerrretaz	Doc. Written By	D. Suarez	Doc.# / Rev	MPCF-1119 / 0
Engr. Date	8/2/2024	Doc. Approved By	M. Campbell	Doc. Issued	6/8/2011

TYPICAL MOTOR PERFORMANCE DATA

Model: Y752SDSR42A-P

HP	kW	Pole	FL RPM	Frame	Voltage	Hz	Phase	FL Amps
7.50	5.5	2	2850	213TC	190/380	50	3	22.0/11.0
Enclosure	IP	Ins. Class	S.F.	Duty	NEMA Nom. Eff.	NEMA Design	kVA Code	Ambient (°C)
TEFC	55	F	1.0	CONT	87.0	-		40 C

Load	HP	kW	Amperes	Efficiency (%)	Power Factor (%)
Full Load	7.50	5.6	11.0	87.1	88.4
¾ Load	5.62	4.2	8.4	87.6	86.5
½ Load	3.75	2.8	6.0	86.5	80.8
¼ Load	1.87	1.4	4.2	80.4	62.8
No Load			2.9		7.2
Locked Rotor			91		40.9

Torque				Rotor wk² Inertia (lb-ft²)
Full Load (lb-ft)	Locked Rotor (% FLT)	Pull Up (% FLT)	Break Down (% FLT)	
13.8	170	160	230	0.46

Safe Stall Time(s)		Sound Pressure dB(A) @ 1M	Bearings*		Approx. Motor Weight (lbs)
Cold	Hot		DE	NDE	
35	15	-	6308ZZC3	6308ZZC3	168

*Bearings are the only recommended spare part(s).

Motor Options:
Product Family:EQP Global SD CFace Footed
Mounting:C-Face Footed,Shaft:T Shaft

Customer	
Customer PO	
Sales Order	
Project #	

Tag:

All characteristics are average expected values.

TOSHIBA INTERNATIONAL CORPORATION · HOUSTON, TEXAS U.S.A.

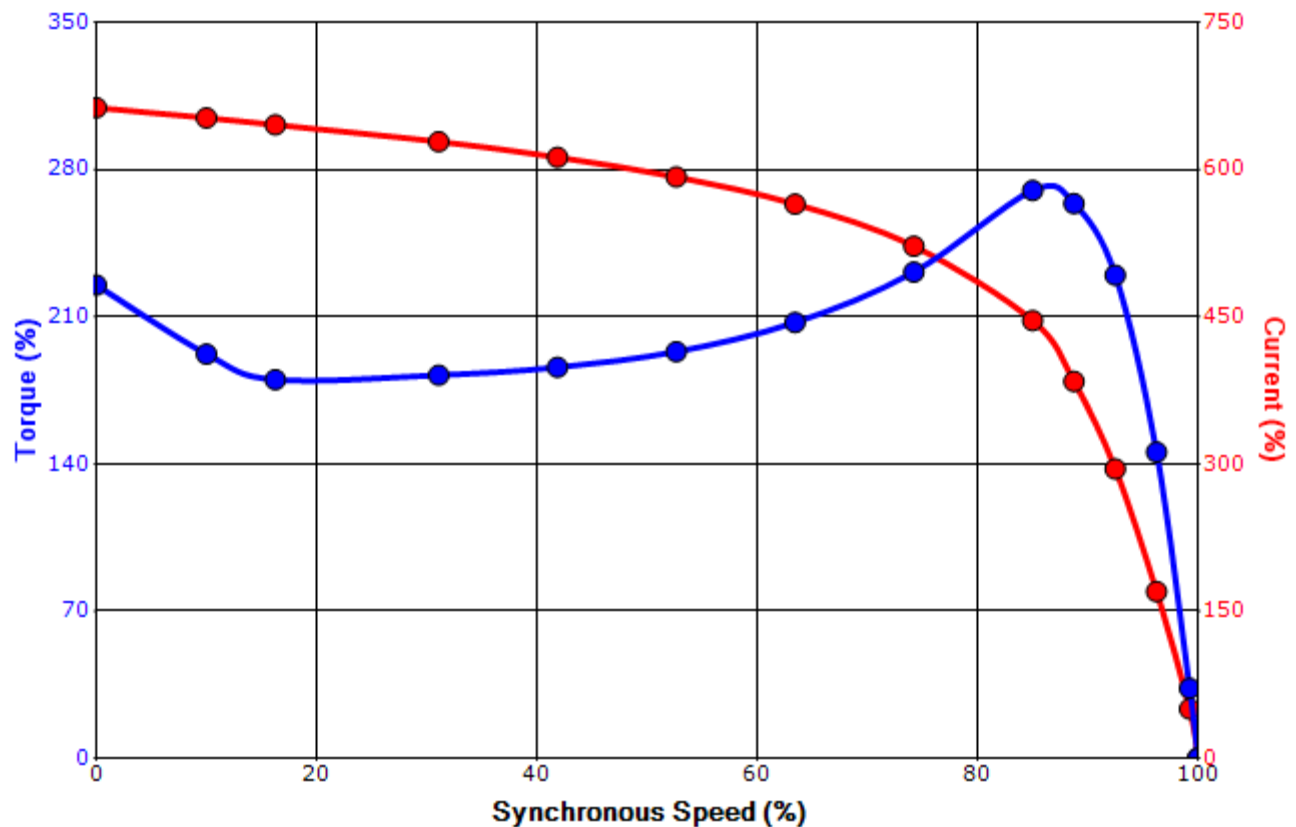
Engineering	aguerrretaz	Doc. Written By	D. Suarez	Doc.# / Rev	MPCF-1119 / 0
Engr. Date	8/2/2024	Doc. Approved By	M. Campbell	Doc. Issued	6/8/2011

SPEED TORQUE/CURRENT CURVE

Model: Y752SDSR42A-P

HP	kW	Pole	FL RPM	Frame	Voltage	Hz	Phase	FL Amps
7.50	5.5	2	3510	213TC	230/460	60	3	17.8/8.9
Enclosure	IP	Ins. Class	S.F.	Duty	NEMA Nom. Eff.	NEMA Design	kVA Code	Ambient (°C)
TEFC	55	F	1.15	CONT	89.5	B		40 C
Locked Rotor Amps	Rotor wk ² Inertia (lb-ft ²)	Torque						
		Full Load (lb-ft)	Locked Rotor (%)	Pull Up (%)		Break Down (%)		
60	0.46	11.2	225	190		270		

Design Values



Customer		wk ² Load Inertia (lb-ft ²)	-
Customer PO		Load Type	-
Sales Order		Voltage (%)	100
Project #		Accel. Time	-

Tag:

All characteristics are average expected values.

TOSHIBA INTERNATIONAL CORPORATION · HOUSTON, TEXAS U.S.A.

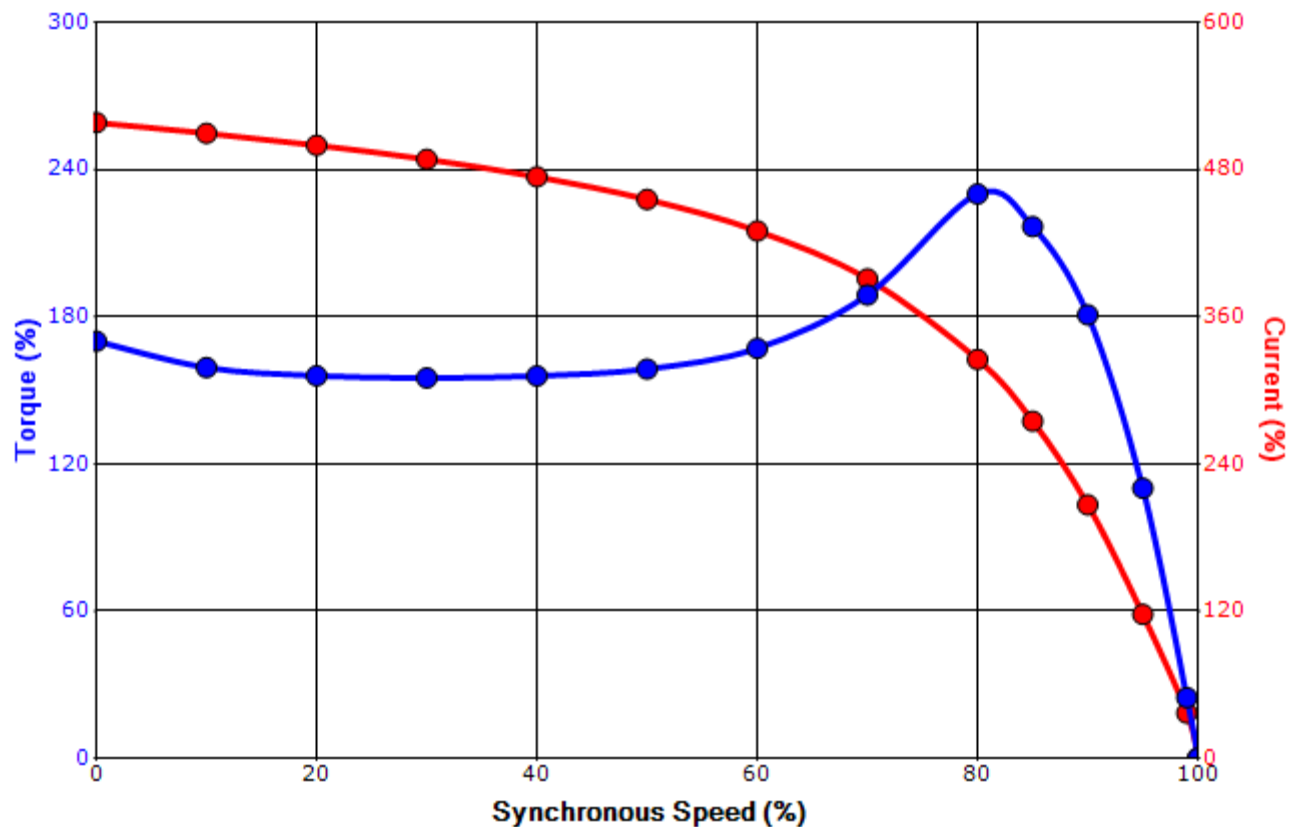
Engineering	aguerrettaz	Doc. Written By	D. Suarez	Doc.# / Rev	MPCF-1121 / 0
Engr. Date	8/2/2024	Doc. Approved By	M. Campbell	Doc. Issued	6/8/2011

SPEED TORQUE/CURRENT CURVE

Model: Y752SDSR42A-P

HP	kW	Pole	FL RPM	Frame	Voltage	Hz	Phase	FL Amps
7.50	5.5	2	2850	213TC	190/380	50	3	22.0/11.0
Enclosure	IP	Ins. Class	S.F.	Duty	NEMA Nom. Eff.	NEMA Design	kVA Code	Ambient (°C)
TEFC	55	F	1.0	CONT	87.0	-		40 C
Locked Rotor Amps	Rotor wk ² Inertia (lb-ft ²)	Torque						
		Full Load (lb-ft)	Locked Rotor (%)	Pull Up (%)		Break Down (%)		
91	0.46	13.8	170	160		230		

Design Values



Customer			wk ² Load Inertia (lb-ft ²)	-
Customer PO			Load Type	-
Sales Order			Voltage (%)	100
Project #			Accel. Time	-

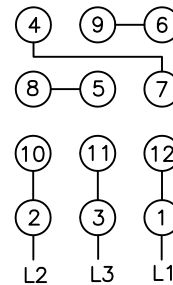
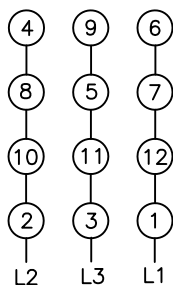
Tag:

All characteristics are average expected values.

TOSHIBA INTERNATIONAL CORPORATION · HOUSTON, TEXAS U.S.A.

Engineering	aguerrettaz	Doc. Written By	D. Suarez	Doc.# / Rev	MPCF-1121 / 0
Engr. Date	8/2/2024	Doc. Approved By	M. Campbell	Doc. Issued	6/8/2011

Across-the-Line Starting / Running Connections

[illegible]

Suitable for Wye-Delta Starting and Limited Part-Winding-Starting.
Please Contact Toshiba International for specific connections.

SPARE PARTS LIST*

Model: Y752SDSR42A-P

HP	kW	Pole	FL RPM	Frame	Voltage	Hz	Phase	FL Amps
7.50	5.5	2	3510	213TC	230/460	60	3	17.8/8.9
Enclosure	IP	Ins. Class	S.F.	Duty	NEMA Nom. Eff.	NEMA Design	kVA Code	Ambient (°C)
TEFC	55	F	1.15	CONT	89.5	B		40 C

Bearings DE 6308ZZC3 / 40BC03JPP3OA

Bearings NDE 6308ZZC3 / 40BC03JPP3OA

*Bearings are the only recommended spare part(s).

Other than the grease used for regreasable bearings and the oil used for oil-lubricated bearings, Toshiba advises that there are no "use" parts. The only insurance spares that Toshiba suggests for these squirrel-cage induction motors are industry-standard and commercially available off-the-shelf bearings as noted above.

Motor components such as terminal boxes, fan covers and other machined parts are available on special request. In these cases, please advise our order entry department of the model and serial numbers found on the motor nameplate and a description of the needed components. With this information they will be able to furnish the current part number, price and availability.

Note: Our internal part numbers are subject to change without notice and are not published.

Customer		
Customer PO		
Sales Order		
Project #		

Tag:

All characteristics are average expected values.

TOSHIBA INTERNATIONAL CORPORATION · HOUSTON, TEXAS U.S.A.

Engineering	aguerrettaz	Doc. Written By	D. Suarez	Doc.# / Rev	MPCF-1125 / 0
Engr. Date	8/2/2024	Doc. Approved By	M. Campbell	Doc. Issued	6/8/2011