

ROTATION: CCW
VIEW FROM: OS

UNIT: mm

TOSHIBA RESERVES THE RIGHT TO MAKE CHANGES OF TECHNICAL IMPROVEMENT WITHOUT NOTICE. DO NOT USE FOR CONSTRUCTION, INSTALLATION, OR APPLICATION PURPOSES UNLESS THE DRAWING IS CERTIFIED.

B14-FLANGE MOTOR
OL DRAWING IEC GLOBAL

TYPE: 2-4P - 400V
FRAME: 100L

TOLERANCES
X. ±2.0
X.X ±0.5
X.XX ±0.1

3HFN000315

MAXIMUM
MOTOR WEIGHT
66 lbs.
30 kgs.



DRAWN BY: HIEN. NGUYEN
CHECK BY: B.X.QUYNH
APPROVED BY: JAY BUGBEE
www.toshiba.com/ind

TOSHIBA
TOSHIBA INTERNATIONAL CORPORATION

01	Remove tolerance "T" dimension	T.Danh	Sep-10-18	B.Quynh
NO	REVISION	DRAWN BY	DATE	CHECK

TOSHIBA INTERNATIONAL CORPORATION Industrial Division / Houston Motor Plant SQUIRREL CAGE INDUCTION MOTOR PERFORMANCE SPECIFICATIONS	INDEX	MPCF-1033
	SHEET NO.	1 of 1
	ISSUED	7/31/13
	SUPERSEDES	11/8/96
	REVISION	2
	WRITTEN BY	MDC
	APPROVED BY	PAA

CUSTOMER: -
TIC SR No.: -

MOTOR NAMEPLATE DATA			
H.P.: -	VOLTS: 230/400	3 PH / 50 Hz	S. RPM: 1500
FRAME: 100L	ENCL: TEFC	FLAMPS: 11.1/6.4	FLRPM: 1450
FORM: FBKL1	S.F.: -	IEC DESIGN N	INSUL CLASS: F
TYPE: IKH	AMB.: 40°C	CODE: -	DUTY: Cont.
MODEL No.: 0034SDMV7KS-PL		kW: 3	
NOM. EFF.: 87.7	MIN. EFF.: -	cosØ 0.76	

AMPERAGE	TORQUES	**BEARINGS:
LOCKED ROTOR: 90/52	FULL LOAD (lb-ft.): 14.5	DRIVE END: REFER TO NP
	LOCKED ROTOR (%): 335	OPPOSITE DRIVE END: REFER TO NP
	BREAK DOWN (%): 375	

EFFICIENCY	POWER FACTOR
FULL LOAD: 88.5	FULL LOAD: 76.2
3/4 LOAD: 88.7	3/4 LOAD: 70.2
1/2 LOAD: 86.9	1/2 LOAD: 58.7

ALL CHARACTERISTICS ARE AVERAGE EXPECTED VALUES BASED UPON RATED VOLTAGE, FREQUENCY AND SINEWAVE POWER INPUT.
THE DECLARED LOCKED ROTOR CURRENT HAS A TOLERANCE OF 20%.
* TEMPERATURE RISE WILL BE CONSISTENT WITH INSULATION, AMBIENT AND SERVICE FACTOR AS DEFINED BY NEMA-MG-12 OR -20.
** BEARINGS ARE THE ONLY RECOMMENDED SPARE PART(S).

CERTIFIED BY: Zichao Xie
DATE: 10/18/2019

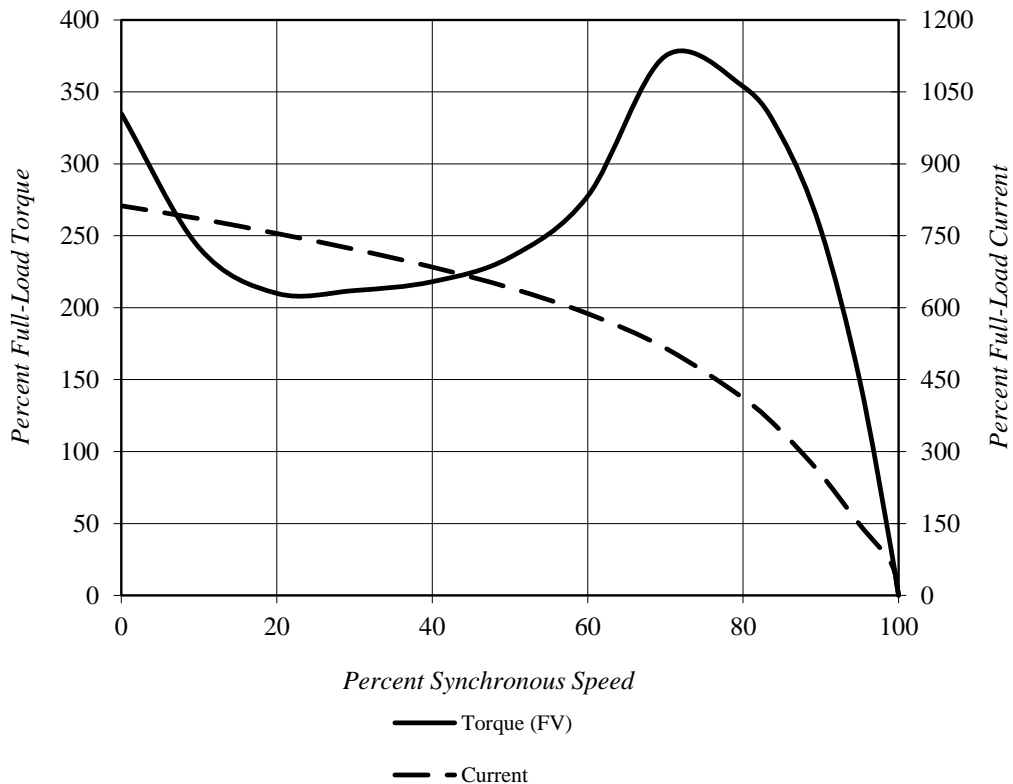
TOSHIBA INTERNATIONAL CORPORATION

Speed Torque/Current Curve

Model #:	0034SDMV7KS-PL			FLAmps:	11.1/6.4
Enclosure:	TEFC	Voltage:	230/400 V	Frame:	100L
Pole:	4	Frequency:	3 PH / 50 Hz	Ins. Class:	F
KW:	3	Rotor Inertia:	0.28 lb-ft ²	Date:	10/18/2019
FLRPM:	1450	Load Inertia:	N/A	File:	GH4003 (3kW)

Locked Rotor Amps:	90/52 A	Load Type:	N/A
Locked Rotor Torque:	335%	Starting at:	N/A
Breakdown Torque:	375%	Accel. Time:	N/A
Rated Torque:	14.5 lb-ft		

Design Values



Comments: PROJECT -

D.E.Curve #: GH4003 (3kW)

Prepared by: Zichao Xie

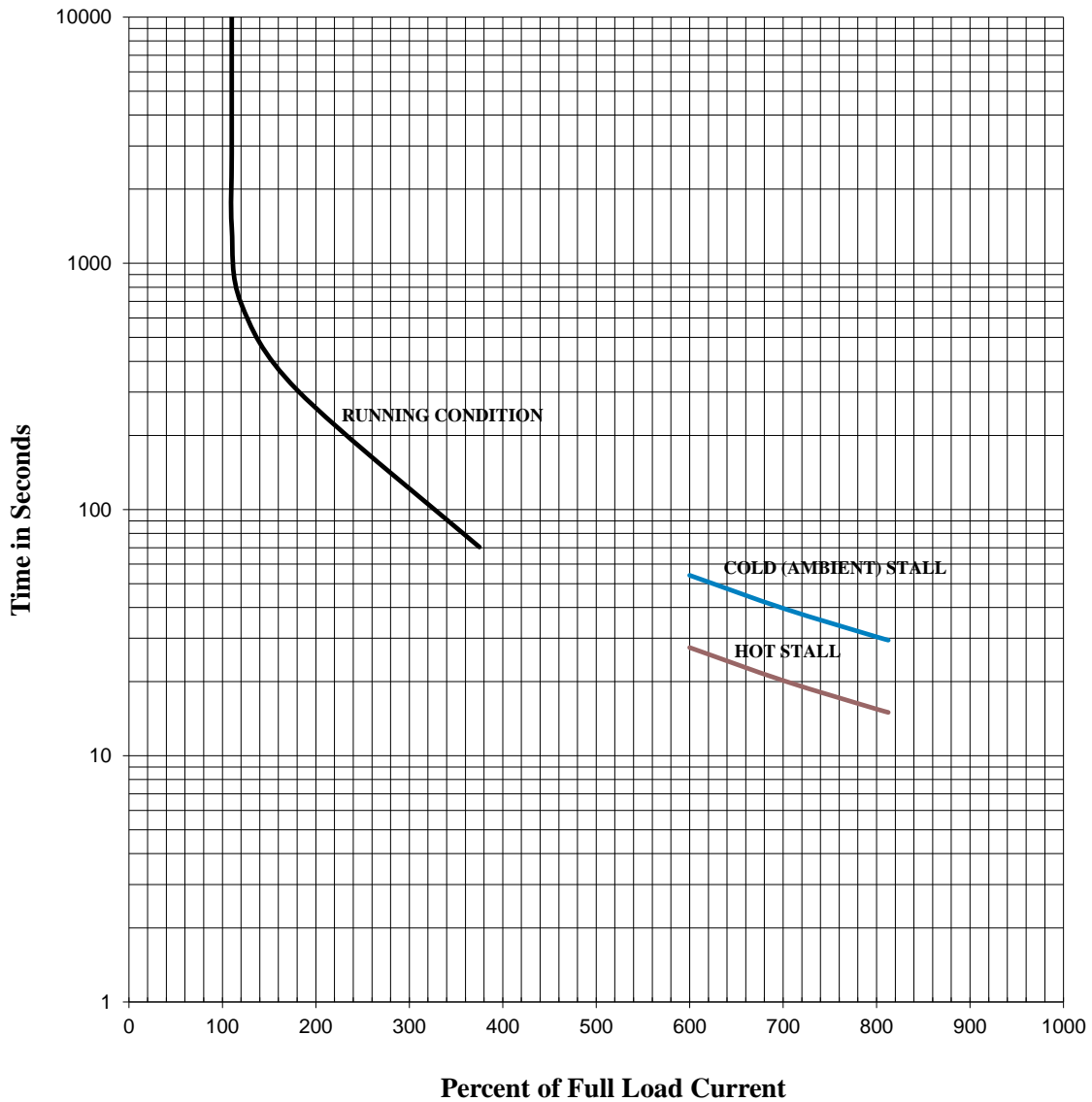
Checked by:

TOSHIBA INTERNATIONAL CORPORATION

Thermal Limit & Acceleration Curves

Design Values (For Reference Only)

Model #:	0034SDMV7KS-PL			FLAmps:	11.1/6.4
Enclosure:	TEFC	Voltage:	230/400 V	Frame:	100L
Pole:	4	Frequency:	3 PH / 50 Hz	Ins. Class:	F
KW:	3	Rotor Inertia:	0.28 lb-ft ²	Date:	10/18/2019
FLRPM:	1450	Load Inertia:	N/A	File:	GH4003 (3kW)



Comments: PROJECT - _____

D.E. Curve #: GH4003 (3kW)

Prepared by: Zichao Xie

Checked by:

TOSHIBA INTERNATIONAL CORPORATION Industrial Division / Houston Motor Plant SQUIRREL CAGE INDUCTION MOTOR PERFORMANCE SPECIFICATIONS	INDEX	MPCF-1033
	SHEET NO.	1 of 1
	ISSUED	7/31/13
	SUPERSEDES	11/8/96
	REVISION	2
	WRITTEN BY	MDC
	APPROVED BY	PAA

CUSTOMER: -
TIC SR No.: -

MOTOR NAMEPLATE DATA			
H.P.: -	VOLTS: 240/415	3 PH / 50 Hz	S. RPM: 1500
FRAME: 100L	ENCL: TEFC	FLAMPS: 11.2/6.5	FLRPM: 1455
FORM: FBKL1	S.F.: -	IEC DESIGN N	INSUL CLASS: F
TYPE: IKH	AMB.: 40°C	CODE: -	DUTY: Cont.
MODEL No.: 0034SDMV7KS-PL		kW: 3	
NOM. EFF.: 87.7	MIN. EFF.: -	cosØ 0.72	

AMPERAGE	TORQUES	**BEARINGS:
LOCKED ROTOR: 95/55	FULL LOAD (lb-ft.): 14.4	DRIVE END: REFER TO NP
	LOCKED ROTOR (%): 365	OPPOSITE DRIVE END: REFER TO NP
	BREAK DOWN (%): 400	

EFFICIENCY	POWER FACTOR
FULL LOAD: 88.6	FULL LOAD: 72.6
3/4 LOAD: 88.4	3/4 LOAD: 65.5
1/2 LOAD: 86.1	1/2 LOAD: 53.1

ALL CHARACTERISTICS ARE AVERAGE EXPECTED VALUES BASED UPON RATED VOLTAGE, FREQUENCY AND SINEWAVE POWER INPUT.
THE DECLARED LOCKED ROTOR CURRENT HAS A TOLERANCE OF 20%.
* TEMPERATURE RISE WILL BE CONSISTENT WITH INSULATION, AMBIENT AND SERVICE FACTOR AS DEFINED BY NEMA-MG-12 OR -20.
** BEARINGS ARE THE ONLY RECOMMENDED SPARE PART(S).

CERTIFIED BY: Zichao Xie
DATE: 10/18/2019

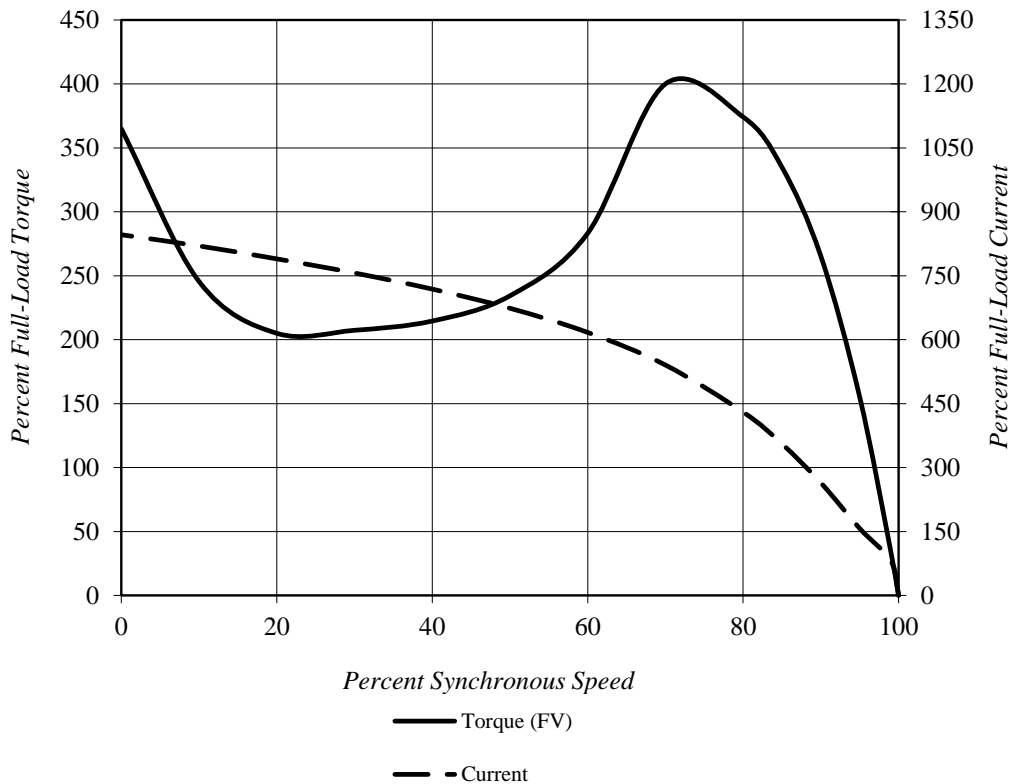
TOSHIBA INTERNATIONAL CORPORATION

Speed Torque/Current Curve

Model #:	0034SDMV7KS-PL			FLAmps:	11.2/6.5
Enclosure:	TEFC	Voltage:	240/415 V	Frame:	100L
Pole:	4	Frequency:	3 PH / 50 Hz	Ins. Class:	F
KW:	3	Rotor Inertia:	0.28 lb-ft ²	Date:	10/18/2019
FLRPM:	1455	Load Inertia:	N/A	File:	GH4003 (3kW)

Locked Rotor Amps:	95/55 A	Load Type:	N/A
Locked Rotor Torque:	365%	Starting at:	N/A
Breakdown Torque:	400%	Accel. Time:	N/A
Rated Torque:	14.4 lb-ft		

Design Values



Comments: PROJECT -

D.E.Curve #: GH4003 (3kW)

Prepared by: Zichao Xie

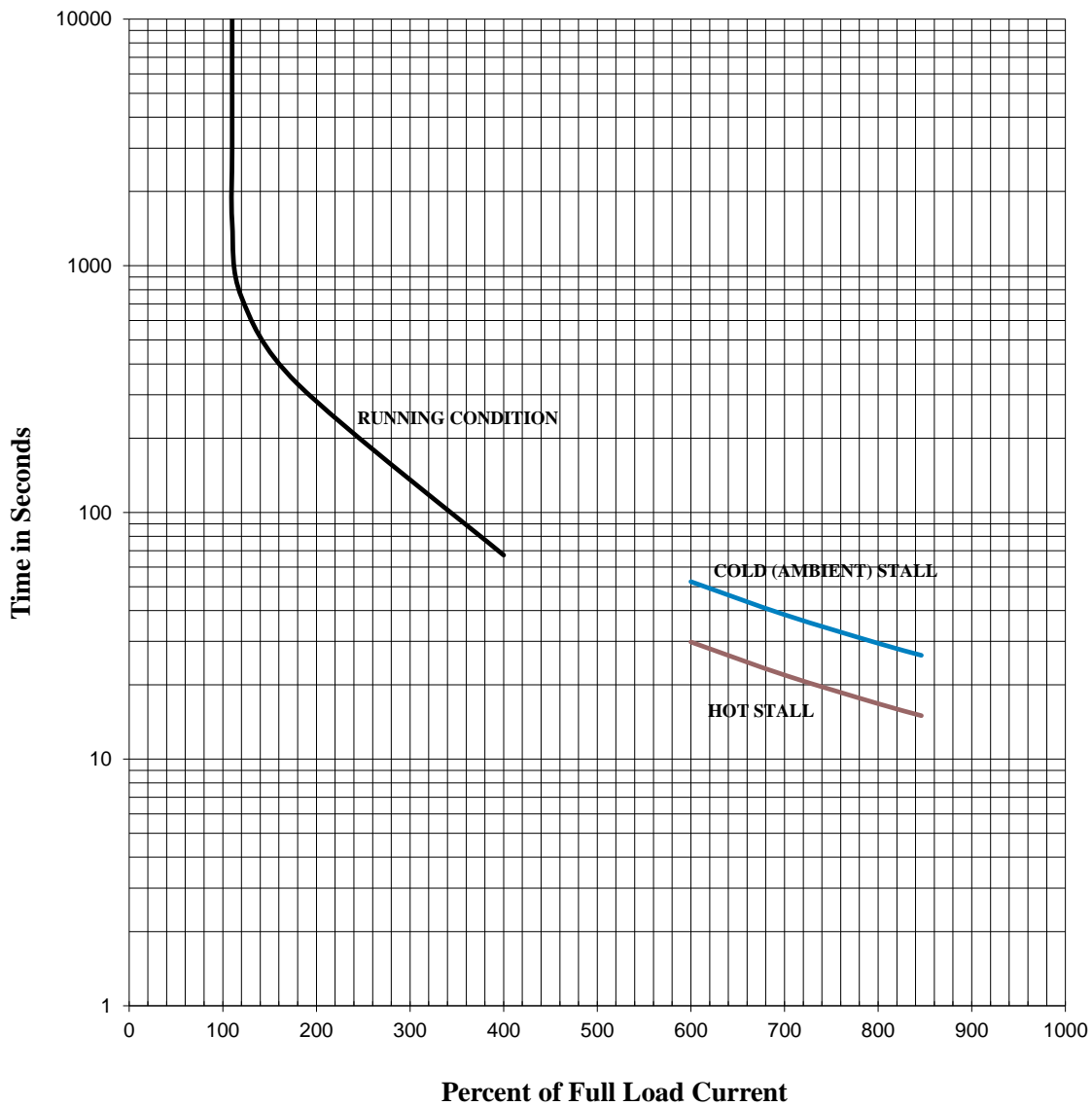
Checked by:

TOSHIBA INTERNATIONAL CORPORATION

Thermal Limit & Acceleration Curves

Design Values (For Reference Only)

Model #:	0034SDMV7KS-PL			FLAmps:	11.2/6.5
Enclosure:	TEFC	Voltage:	240/415 V	Frame:	100L
Pole:	4	Frequency:	3 PH / 50 Hz	Ins. Class:	F
KW:	3	Rotor Inertia:	0.28 lb-ft ²	Date:	10/18/2019
FLRPM:	1455	Load Inertia:	N/A	File:	GH4003 (3kW)



Comments: PROJECT - _____

D.E.Curve #: GH4003 (3kW)

Prepared by: Zichao Xie

Checked by:

TOSHIBA INTERNATIONAL CORPORATION
Industrial Division / Houston Motor Plant

SQUIRREL CAGE INDUCTION MOTOR
PERFORMANCE SPECIFICATIONS

INDEX	MPCF-1033
SHEET NO.	1 of 1
ISSUED	7/31/13
SUPERSEDES	11/8/96
REVISION	2
WRITTEN BY	MDC
APPROVED BY	PAA

CUSTOMER: -
TIC SR No.: -

MOTOR NAMEPLATE DATA

H.P.: -	VOLTS: 220/380	3 PH / 50 Hz	S. RPM: 1500
FRAME: 100L	ENCL: TEFC	FLAMPS: 11.2/6.5	FLRPM: 1445
FORM: FBKL1	S.F.: -	IEC DESIGN N	INSUL CLASS: F
TYPE: IKH	AMB.: 40°C	CODE: -	DUTY: Cont.
MODEL No.: 0034SDMV7KS-PL		kW: 3	
NOM. EFF.: 87.7	MIN. EFF.: -	cosØ 0.79	

AMPERAGE

LOCKED ROTOR: 85/49

TORQUES

FULL LOAD (lb-ft.): 14.5
LOCKED ROTOR (%): 295
BREAK DOWN (%): 340

****BEARINGS:**

DRIVE END: REFER TO NP
OPPOSITE DRIVE END: REFER TO NP

EFFICIENCY

FULL LOAD: 88.0
3/4 LOAD: 88.6
1/2 LOAD: 87.5

POWER FACTOR

FULL LOAD: 79.2
3/4 LOAD: 74.5
1/2 LOAD: 64.5

ALL CHARACTERISTICS ARE AVERAGE EXPECTED VALUES BASED UPON RATED VOLTAGE,
FREQUENCY AND SINEWAVE POWER INPUT.

THE DECLARED LOCKED ROTOR CURRENT HAS A TOLERANCE OF 20%.

* TEMPERATURE RISE WILL BE CONSISTENT WITH INSULATION, AMBIENT AND SERVICE FACTOR AS
DEFINED BY NEMA-MG-12 OR -20.

** BEARINGS ARE THE ONLY RECOMMENDED SPARE PART(S).

CERTIFIED BY: Zichao Xie

DATE: 10/18/2019

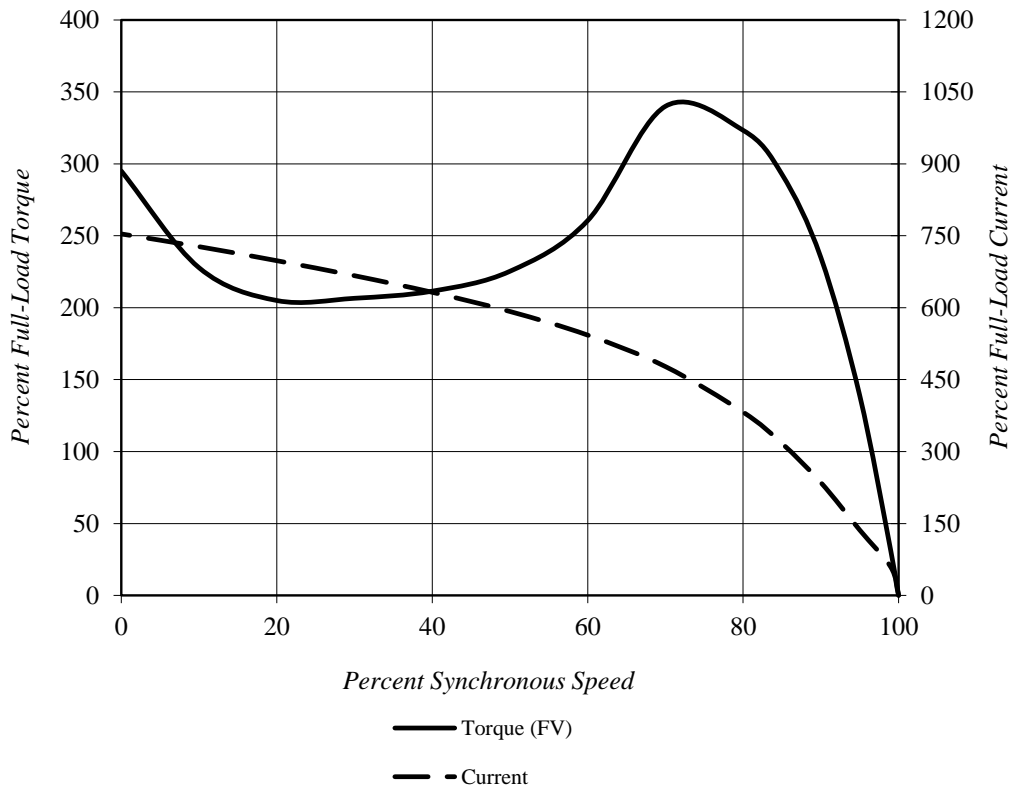
TOSHIBA INTERNATIONAL CORPORATION

Speed Torque/Current Curve

Model #:	0034SDMV7KS-PL			FLAmps:	11.2/6.5
Enclosure:	TEFC	Voltage:	220/380 V	Frame:	100L
Pole:	4	Frequency:	3 PH / 50 Hz	Ins. Class:	F
KW:	3	Rotor Inertia:	0.28 lb-ft ²	Date:	10/18/2019
FLRPM:	1445	Load Inertia:	N/A	File:	GH4003 (3kW)

Locked Rotor Amps:	85/49 A	Load Type:	N/A
Locked Rotor Torque:	295%	Starting at:	N/A
Breakdown Torque:	340%	Accel. Time:	N/A
Rated Torque:	14.5 lb-ft		

Design Values



Comments: PROJECT -

D.E.Curve #: GH4003 (3kW)

Prepared by: Zichao Xie

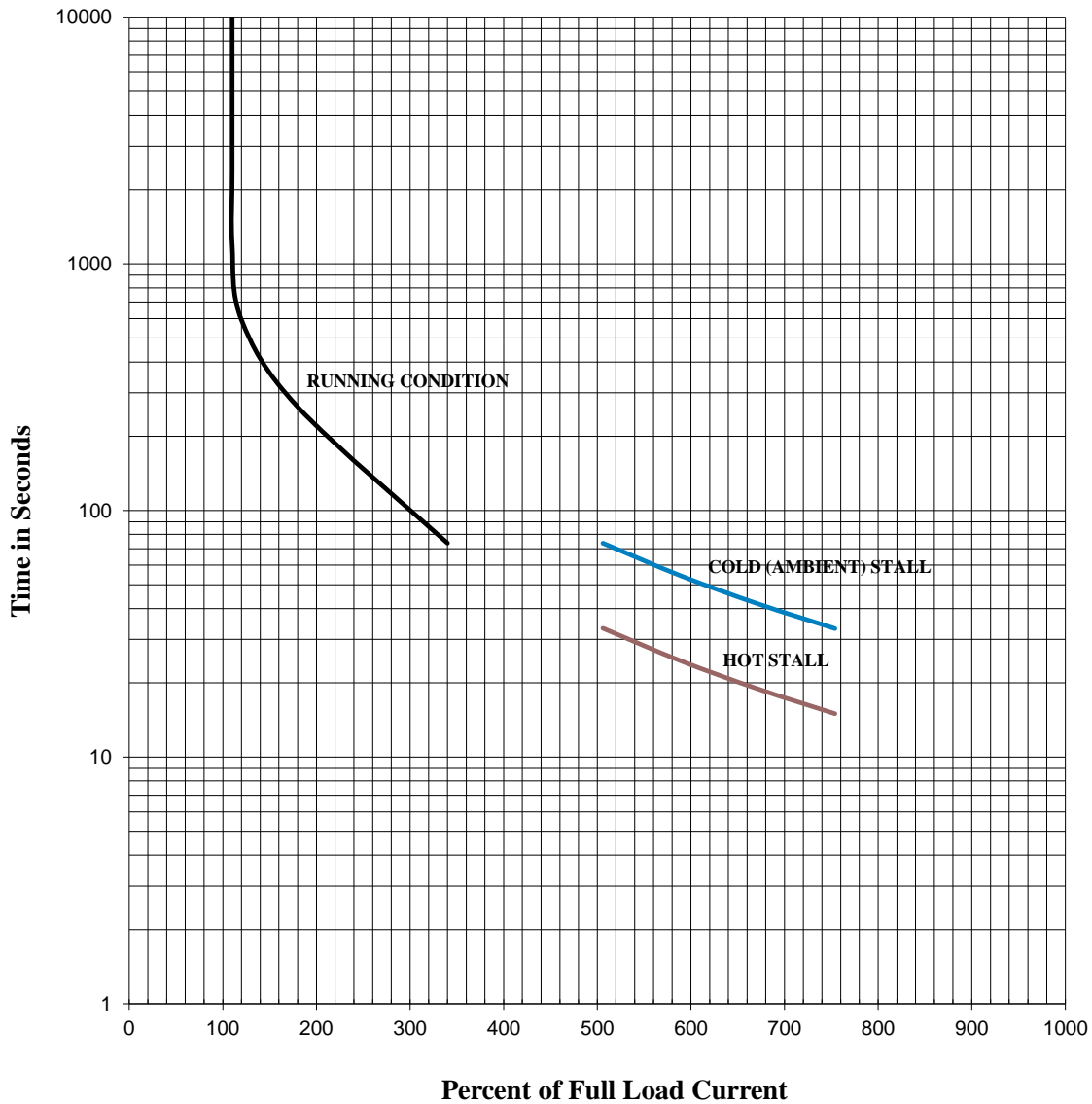
Checked by:

TOSHIBA INTERNATIONAL CORPORATION

Thermal Limit & Acceleration Curves

Design Values (For Reference Only)

Model #:	0034SDMV7KS-PL			FLAmps:	11.2/6.5
Enclosure:	TEFC	Voltage:	220/380 V	Frame:	100L
Pole:	4	Frequency:	3 PH / 50 Hz	Ins. Class:	F
KW:	3	Rotor Inertia:	0.28 lb-ft ²	Date:	10/18/2019
FLRPM:	1445	Load Inertia:	N/A	File:	GH4003 (3kW)



Comments: PROJECT - _____

D.E. Curve #: GH4003 (3kW)

Prepared by: Zichao Xie

Checked by:

TOSHIBA INTERNATIONAL CORPORATION Industrial Division / Houston Motor Plant SQUIRREL CAGE INDUCTION MOTOR PERFORMANCE SPECIFICATIONS	INDEX	MPCF-1033
	SHEET NO.	1 of 1
	ISSUED	7/31/13
	SUPERSEDES	11/8/96
	REVISION	2
	WRITTEN BY	MDC
	APPROVED BY	PAA

CUSTOMER: -
TIC SR No.: -

MOTOR NAMEPLATE DATA			
H.P.: 4	VOLTS: 460	3 PH / 60 Hz	S. RPM: 1800
FRAME: 100L	ENCL: TEFC	FLAMPS: 5.7	FLRPM: 1755
FORM: FBKL1	S.F.: 1.15	NEMA DESIGN: A	INSUL CLASS: F
TYPE: IKH	AMB.: 40°C	CODE: M	DUTY: Cont.
MODEL No.: 0034SDMV7KS-PL		kW: 3	
NOM. EFF.: 89.5	MIN. EFF.: -	P.F.: 73.5	

AMPERAGE	TORQUES	**BEARINGS:
LOCKED ROTOR: 56	FULL LOAD (lb-ft.): 11.9	DRIVE END: REFER TO NP
	LOCKED ROTOR (%): 455	OPPOSITE DRIVE END: REFER TO NP
	BREAK DOWN (%): 395	

EFFICIENCY	POWER FACTOR
FULL LOAD: 90.2	FULL LOAD: 73.6
3/4 LOAD: 89.7	3/4 LOAD: 67.5
1/2 LOAD: 87.2	1/2 LOAD: 56.1

ALL CHARACTERISTICS ARE AVERAGE EXPECTED VALUES BASED UPON RATED VOLTAGE, FREQUENCY AND SINEWAVE POWER INPUT.
THE DECLARED LOCKED ROTOR CURRENT HAS A TOLERANCE OF 20%.
* TEMPERATURE RISE WILL BE CONSISTENT WITH INSULATION, AMBIENT AND SERVICE FACTOR AS DEFINED BY NEMA-MG-12 OR -20.
** BEARINGS ARE THE ONLY RECOMMENDED SPARE PART(S).

CERTIFIED BY: Zichao Xie
DATE: 10/18/2019

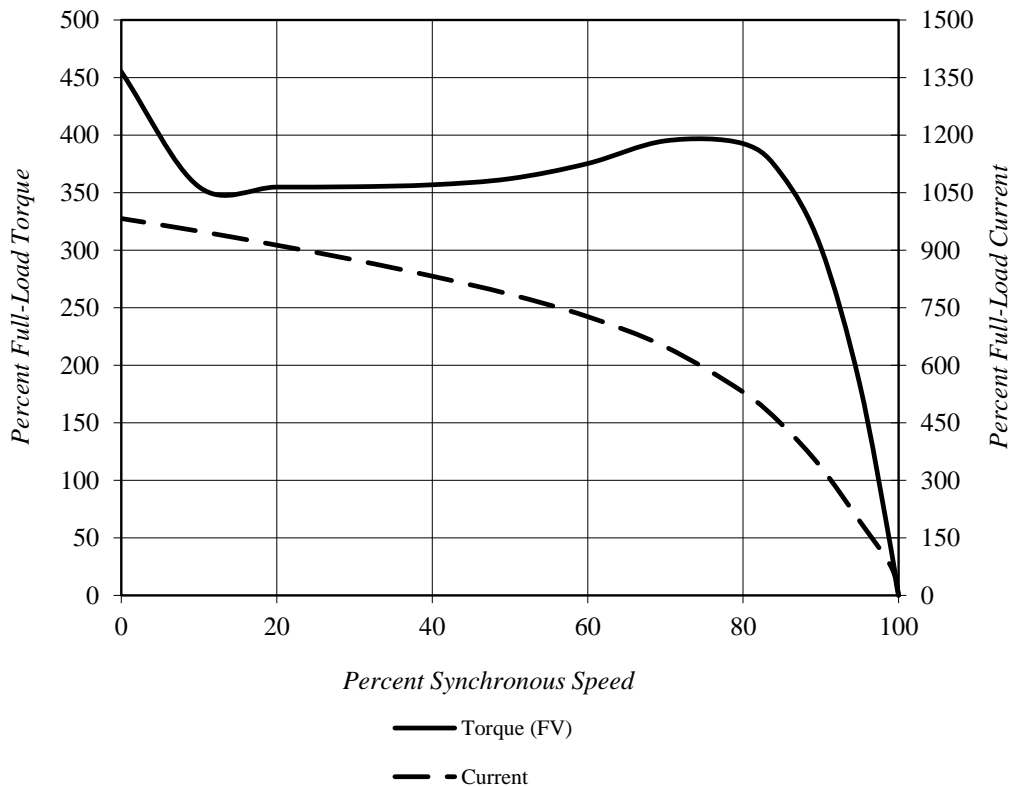
TOSHIBA INTERNATIONAL CORPORATION

Speed Torque/Current Curve

Model #:	0034SDMV7KS-PL			FLAmps:	5.7
Enclosure:	TEFC	Voltage:	460 V	Frame:	100L
Pole:	4	Frequency:	3 PH / 60 Hz	Ins. Class:	F
HP:	4	Rotor Inertia:	0.28 lb-ft ²	Date:	10/18/2019
FLRPM:	1755	Load Inertia:	N/A	File:	GH4003 (3kW)

Locked Rotor Amps:	56 A	Load Type:	N/A
Locked Rotor Torque:	455%	Starting at:	N/A
Breakdown Torque:	395%	Accel. Time:	N/A
Rated Torque:	11.9 lb-ft		

Design Values



Comments: PROJECT -

D.E. Curve #: GH4003 (3kW)

Prepared by: Zichao Xie

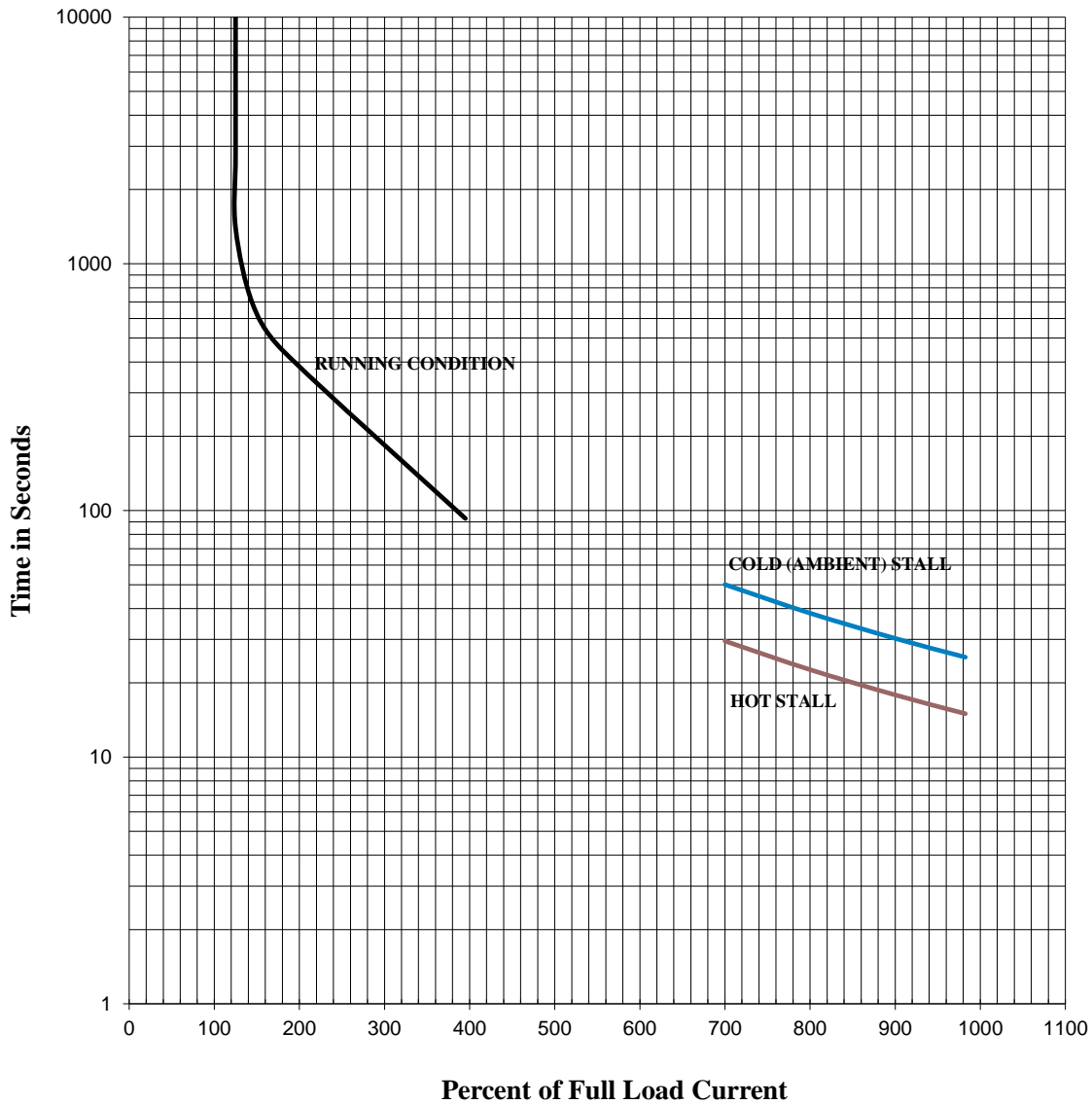
Checked by:

TOSHIBA INTERNATIONAL CORPORATION

Thermal Limit & Acceleration Curves

Design Values (For Reference Only)

Model #:	0034SDMV7KS-PL			FLAmps:	5.7
Enclosure:	TEFC	Voltage:	460 V	Frame:	100L
Pole:	4	Frequency:	3 PH / 60 Hz	Ins. Class:	F
HP:	4	Rotor Inertia:	0.28 lb-ft ²	Date:	10/18/2019
FLRPM:	1755	Load Inertia:	N/A	File:	GH4003 (3kW)



Comments: PROJECT - _____

D.E. Curve #: GH4003 (3kW)

Prepared by: Zichao Xie

Checked by: