

ROTATION: CCW  
VIEW FROM: ODE

UNIT: mm

TOSHIBA RESERVES THE RIGHT TO MAKE CHANGES OF TECHNICAL IMPROVEMENT WITHOUT NOTICE. DO NOT USE FOR CONSTRUCTION, INSTALLATION, OR APPLICATION PURPOSES UNLESS THE DRAWING IS CERTIFIED.

B5-FLANGE MOTOR  
OL DRAWING IEC GLOBAL

TYPE: 2-4-6P - 400V  
FRAME: 80M

TOLERANCES  
X. ±2.0  
X.X ±0.5  
X.XX ±0.1

3HFN000324

MAXIMUM  
MOTOR WEIGHT

- lbs.  
- kgs.

01	Remove tolerance "T" dimension	T.Danh	Sep-10-18	B.Quynh
NO	REVISION	DRAWN BY	DATE	CHECK



DRAWN BY: HIEN. NGUYEN  
CHECK BY: B.X.QUYNH  
APPROVED BY: JAY BUGBEE  
www.toshiba.com/ind

TOSHIBA  
TOSHIBA INTERNATIONAL CORPORATION

**TOSHIBA INTERNATIONAL CORPORATION**  
**Industrial Division / Houston Motor Plant**

**SQUIRREL CAGE INDUCTION MOTOR**  
**PERFORMANCE SPECIFICATIONS**

INDEX	MPCF-1033
SHEET NO.	1 of 1
ISSUED	7/31/13
SUPERSEDES	11/8/96
REVISION	2
WRITTEN BY	MDC
APPROVED BY	PAA

CUSTOMER: -  
TIC SR No.: -

**MOTOR NAMEPLATE DATA**

H.P.: -	VOLTS: 230/400	3 PH / 50 Hz	S. RPM: 1500
FRAME: 80M	ENCL: TEFC	FLAMPS: 3.1/1.8	FLRPM: 1440
FORM: FBKL1	S.F.: -	IEC DESIGN N	INSUL CLASS: F
TYPE: IKH	AMB.: 40°C	CODE: -	DUTY: Cont.
MODEL No.: X754SDMV7JS-P		kW: 0.75	
NOM. EFF.: 82.5	MIN. EFF.: -	cosØ 0.69	

**AMPERAGE**

LOCKED ROTOR: 22/12.8

**TORQUES**

FULL LOAD (lb-ft.): 3.6  
 LOCKED ROTOR (%): 355  
 BREAK DOWN (%): 252

**\*\*BEARINGS:**

DRIVE END: REFER TO NP  
 OPPOSITE DRIVE END: REFER TO NP

**EFFICIENCY**

FULL LOAD: 85.5  
 3/4 LOAD: 84.6  
 1/2 LOAD: 80.9

**POWER FACTOR**

FULL LOAD: 69.3  
 3/4 LOAD: 61.2  
 1/2 LOAD: 48.8

ALL CHARACTERISTICS ARE AVERAGE EXPECTED VALUES BASED UPON RATED VOLTAGE,  
 FREQUENCY AND SINEWAVE POWER INPUT.

THE DECLARED LOCKED ROTOR CURRENT HAS A TOLERANCE OF 20%.

\* TEMPERATURE RISE WILL BE CONSISTENT WITH INSULATION, AMBIENT AND SERVICE FACTOR AS  
 DEFINED BY NEMA-MG-12 OR -20.

\*\* BEARINGS ARE THE ONLY RECOMMENDED SPARE PART(S).

**CERTIFIED BY:** Zichao Xie

**DATE:** 10/17/2019

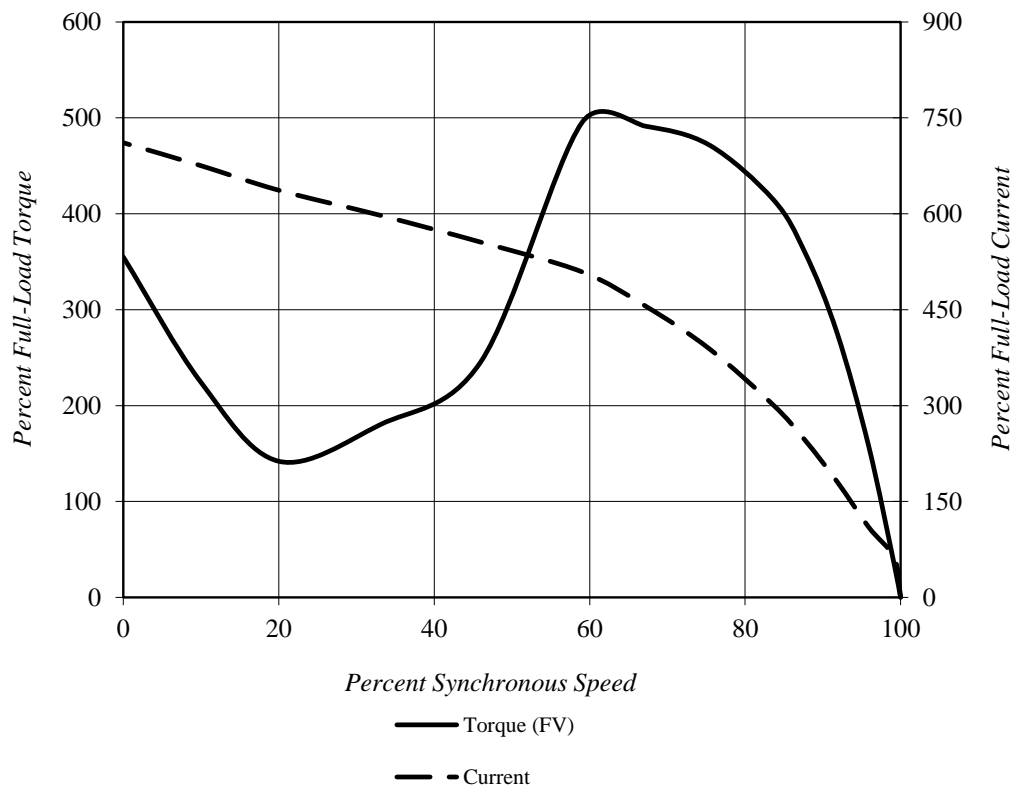
# TOSHIBA INTERNATIONAL CORPORATION

## Speed Torque/Current Curve

<b>Model #:</b>	X754SDMV7JS-P			<b>FLAmps:</b>	3.1/1.8
<b>Enclosure:</b>	TEFC	<b>Voltage:</b>	230/400 V	<b>Frame:</b>	80M
<b>Pole:</b>	4	<b>Frequency:</b>	3 PH / 50 Hz	<b>Ins. Class:</b>	F
<b>KW:</b>	0.75	<b>Rotor Inertia:</b>	0.11 lb-ft <sup>2</sup>	<b>Date:</b>	10/17/2019
<b>FLRPM:</b>	1440	<b>Load Inertia:</b>	N/A	<b>File:</b>	H4X75 (0.75kW)

<b>Locked Rotor Amps:</b>	22/12.8 A	<b>Load Type:</b>	N/A
<b>Locked Rotor Torque:</b>	355%	<b>Starting at:</b>	N/A
<b>Breakdown Torque:</b>	252%	<b>Accel. Time:</b>	N/A
<b>Rated Torque:</b>	3.6 lb-ft		

### Design Values



**Comments:** PROJECT -  
 \_\_\_\_\_  
 \_\_\_\_\_  
 \_\_\_\_\_

**D.E. Curve #:** H4X75 (0.75kW)

**Prepared by:** Zichao Xie

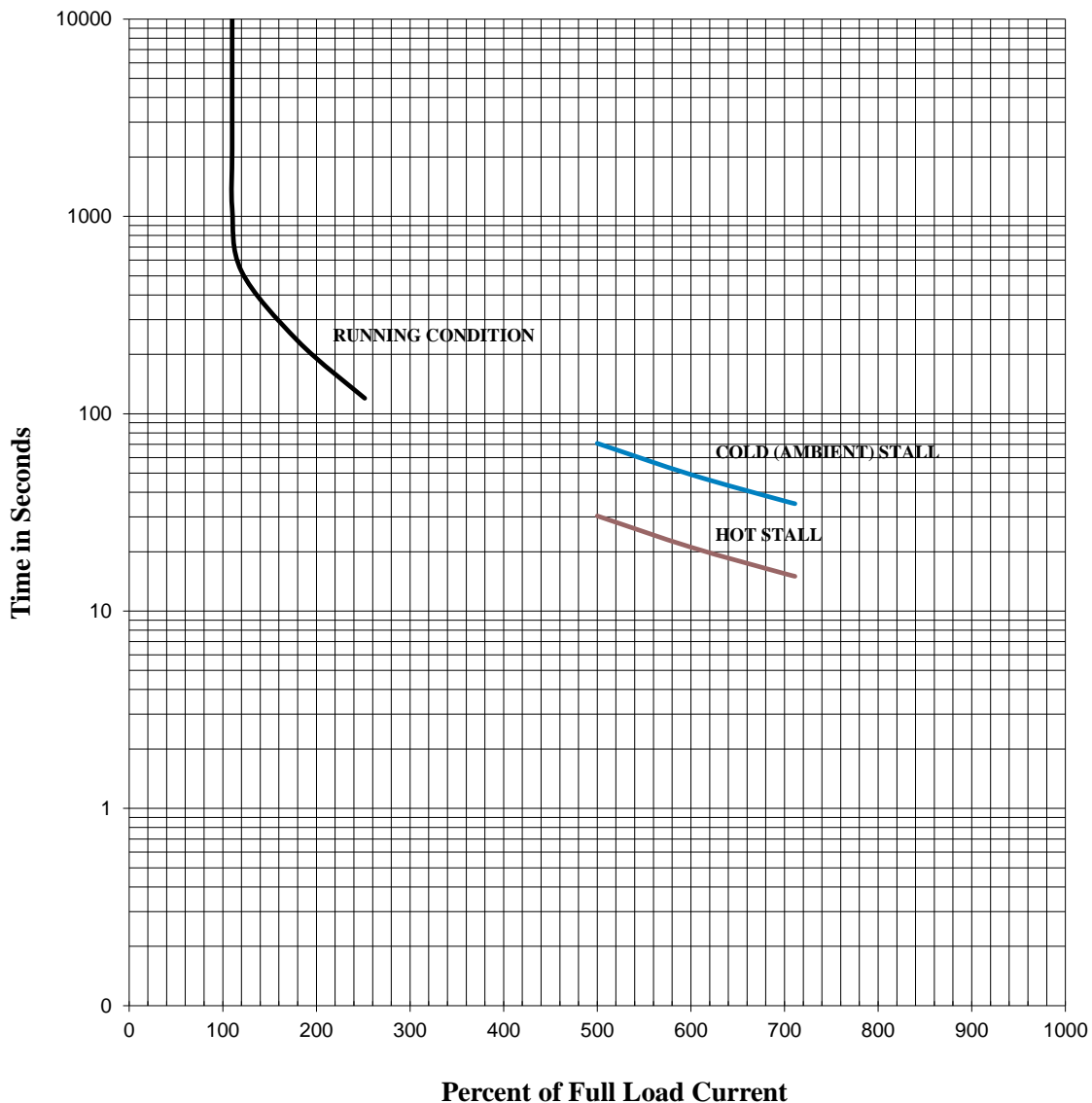
**Checked by:**

# TOSHIBA INTERNATIONAL CORPORATION

## Thermal Limit & Acceleration Curves

*Design Values (For Reference Only)*

<b>Model #:</b>	X754SDMV7JS-P			<b>FLAmps:</b>	3.1/1.8
<b>Enclosure:</b>	TEFC	<b>Voltage:</b>	230/400 V	<b>Frame:</b>	80M
<b>Pole:</b>	4	<b>Frequency:</b>	3 PH / 50 Hz	<b>Ins. Class:</b>	F
<b>KW:</b>	0.75	<b>Rotor Inertia:</b>	0.11 lb-ft <sup>2</sup>	<b>Date:</b>	10/17/2019
<b>FLRPM:</b>	1440	<b>Load Inertia:</b>	N/A	<b>File:</b>	iH4X75 (0.75kW)



**Comments:** PROJECT -  
 \_\_\_\_\_  
 \_\_\_\_\_  
 \_\_\_\_\_

**D.E. Curve #:** iH4X75 (0.75kW)

**Prepared by:** Zichao Xie

**Checked by:**

**TOSHIBA INTERNATIONAL CORPORATION**  
**Industrial Division / Houston Motor Plant**

**SQUIRREL CAGE INDUCTION MOTOR**  
**PERFORMANCE SPECIFICATIONS**

INDEX	MPCF-1033
SHEET NO.	1 of 1
ISSUED	7/31/13
SUPERSEDES	11/8/96
REVISION	2
WRITTEN BY	MDC
APPROVED BY	PAA

CUSTOMER: -  
TIC SR No.: -

**MOTOR NAMEPLATE DATA**

H.P.: -	VOLTS: 240/415	3 PH / 50 Hz	S. RPM: 1500
FRAME: 80M	ENCL: TEFC	FLAMPS: 3.1/1.8	FLRPM: 1450
FORM: FBKL1	S.F.: -	IEC DESIGN N	INSUL CLASS: F
TYPE: IKH	AMB.: 40°C	CODE: -	DUTY: Cont.
MODEL No.: X754SDMV7JS-P		kW: 0.75	
NOM. EFF.: 82.5	MIN. EFF.: -	cosØ 0.68	

**AMPERAGE**

LOCKED ROTOR: 24/13.7

**TORQUES**

FULL LOAD (lb-ft.): 3.6  
LOCKED ROTOR (%): 450  
BREAK DOWN (%): 269

**\*\*BEARINGS:**

DRIVE END: REFER TO NP  
OPPOSITE DRIVE END: REFER TO NP

**EFFICIENCY**

FULL LOAD: 85.8  
3/4 LOAD: 84.5  
1/2 LOAD: 80.2

**POWER FACTOR**

FULL LOAD: 68.2  
3/4 LOAD: 59.6  
1/2 LOAD: 47.0

ALL CHARACTERISTICS ARE AVERAGE EXPECTED VALUES BASED UPON RATED VOLTAGE,  
FREQUENCY AND SINEWAVE POWER INPUT.

THE DECLARED LOCKED ROTOR CURRENT HAS A TOLERANCE OF 20%.

\* TEMPERATURE RISE WILL BE CONSISTENT WITH INSULATION, AMBIENT AND SERVICE FACTOR AS  
DEFINED BY NEMA-MG-12 OR -20.

\*\* BEARINGS ARE THE ONLY RECOMMENDED SPARE PART(S).

**CERTIFIED BY:** Zichao Xie

**DATE:** 10/17/2019

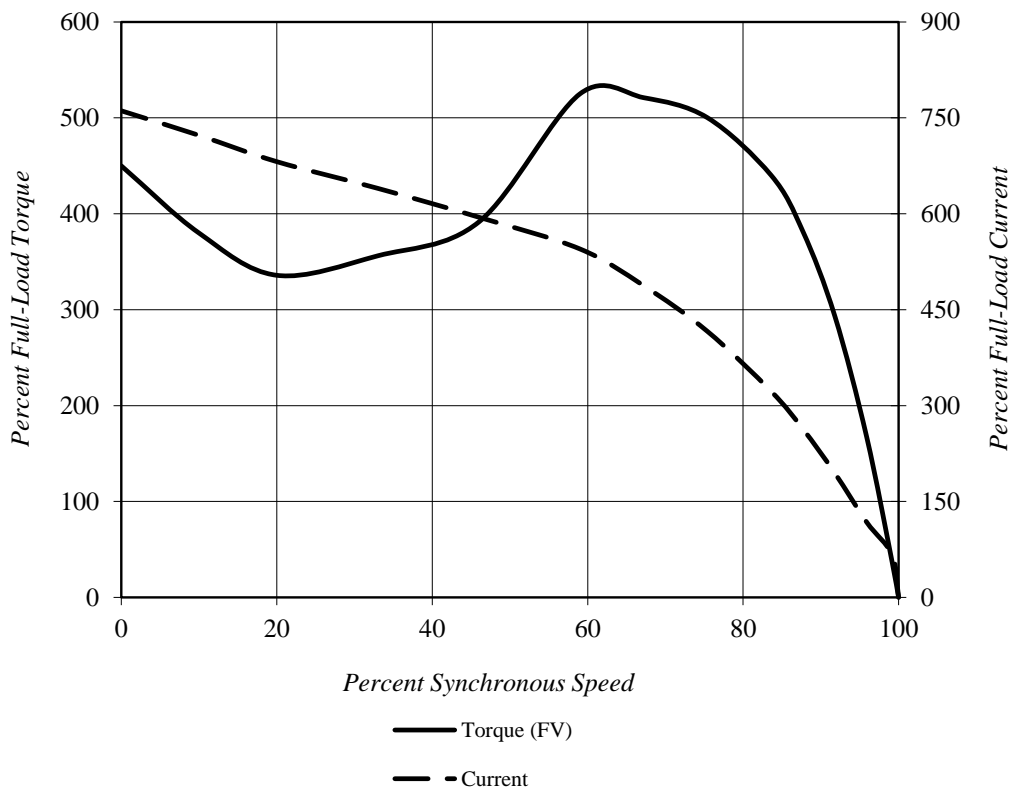
# TOSHIBA INTERNATIONAL CORPORATION

## Speed Torque/Current Curve

<b>Model #:</b>	X754SDMV7JS-P			<b>FLAmps:</b>	3.1/1.8
<b>Enclosure:</b>	TEFC	<b>Voltage:</b>	240/415 V	<b>Frame:</b>	80M
<b>Pole:</b>	4	<b>Frequency:</b>	3 PH / 50 Hz	<b>Ins. Class:</b>	F
<b>KW:</b>	0.75	<b>Rotor Inertia:</b>	0.11 lb-ft <sup>2</sup>	<b>Date:</b>	10/17/2019
<b>FLRPM:</b>	1450	<b>Load Inertia:</b>	N/A	<b>File:</b>	H4X75 (0.75kW)

<b>Locked Rotor Amps:</b>	24/13.7 A	<b>Load Type:</b>	N/A
<b>Locked Rotor Torque:</b>	450%	<b>Starting at:</b>	N/A
<b>Breakdown Torque:</b>	269%	<b>Accel. Time:</b>	N/A
<b>Rated Torque:</b>	3.6 lb-ft		

### *Design Values*



**Comments:** PROJECT -  
 \_\_\_\_\_  
 \_\_\_\_\_  
 \_\_\_\_\_

**D.E.Curve #:** H4X75 (0.75kW)

**Prepared by:** Zichao Xie

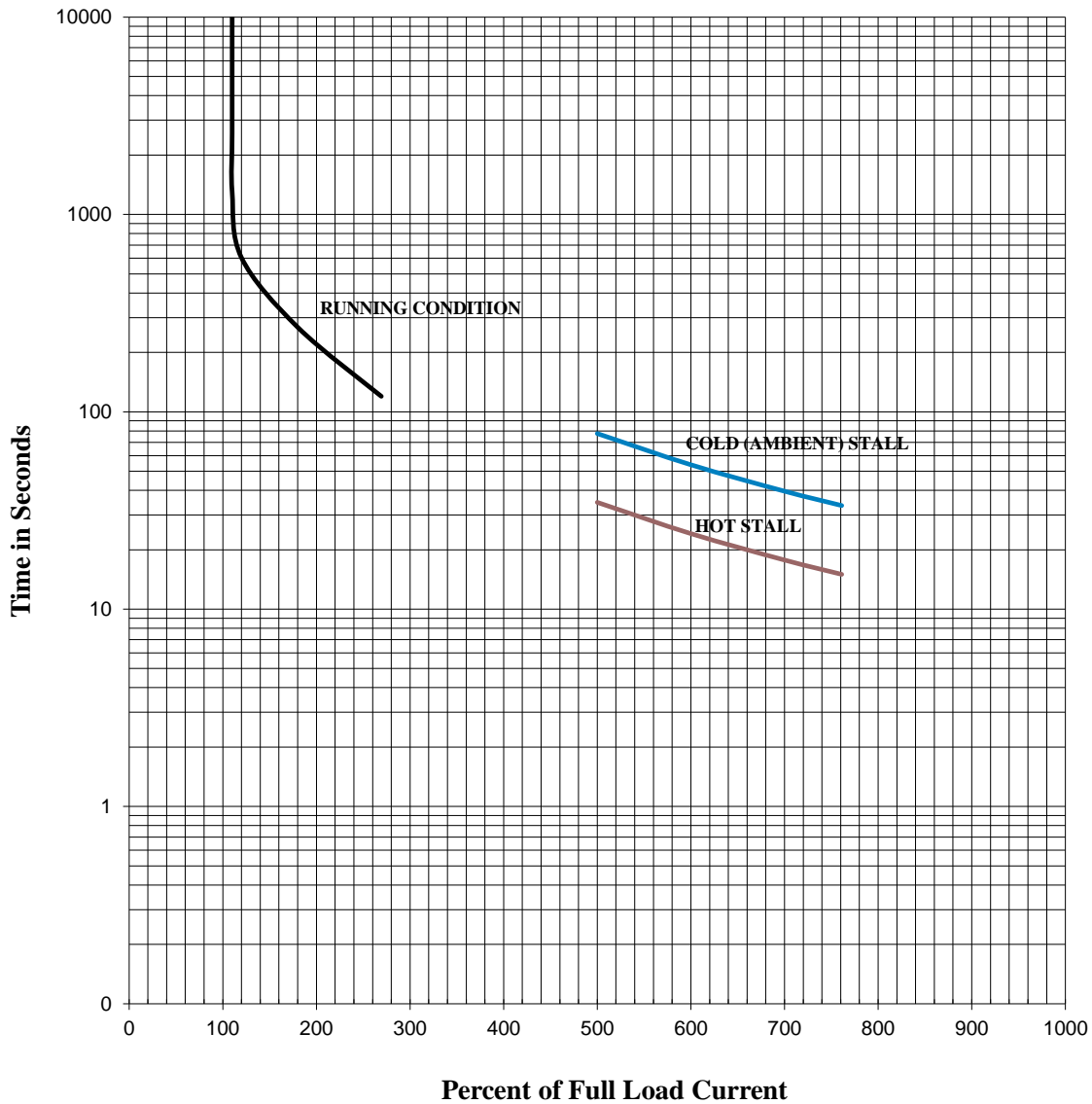
**Checked by:**

# TOSHIBA INTERNATIONAL CORPORATION

## Thermal Limit & Acceleration Curves

*Design Values (For Reference Only)*

<b>Model #:</b>	X754SDMV7JS-P			<b>FLAmps:</b>	3.1/1.8
<b>Enclosure:</b>	TEFC	<b>Voltage:</b>	240/415 V	<b>Frame:</b>	80M
<b>Pole:</b>	4	<b>Frequency:</b>	3 PH / 50 Hz	<b>Ins. Class:</b>	F
<b>KW:</b>	0.75	<b>Rotor Inertia:</b>	0.11 lb-ft <sup>2</sup>	<b>Date:</b>	10/17/2019
<b>FLRPM:</b>	1450	<b>Load Inertia:</b>	N/A	<b>File:</b>	iH4X75 (0.75kW)



**Comments:** PROJECT \_\_\_\_\_  
 \_\_\_\_\_  
 \_\_\_\_\_

**D.E. Curve #:** iH4X75 (0.75kW)

**Prepared by:** Zichao Xie

**Checked by:** \_\_\_\_\_

**TOSHIBA INTERNATIONAL CORPORATION**  
**Industrial Division / Houston Motor Plant**

**SQUIRREL CAGE INDUCTION MOTOR**  
**PERFORMANCE SPECIFICATIONS**

INDEX	MPCF-1033
SHEET NO.	1 of 1
ISSUED	7/31/13
SUPERSEDES	11/8/96
REVISION	2
WRITTEN BY	MDC
APPROVED BY	PAA

CUSTOMER: -  
TIC SR No.: -

**MOTOR NAMEPLATE DATA**

H.P.: -	VOLTS: 220/380	3 PH / 50 Hz	S. RPM: 1500
FRAME: 80M	ENCL: TEFC	FLAMPS: 3.1/1.8	FLRPM: 1435
FORM: FBKL1	S.F.: -	IEC DESIGN N	INSUL CLASS: F
TYPE: IKH	AMB.: 40°C	CODE: -	DUTY: Cont.
MODEL No.: X754SDMV7JS-P		kW: 0.75	
NOM. EFF.: 82.5	MIN. EFF.: -	cosØ 0.72	

**AMPERAGE**

LOCKED ROTOR: 21/12.4

**TORQUES**

FULL LOAD (lb-ft.): 3.7  
 LOCKED ROTOR (%): 365  
 BREAK DOWN (%): 229

**\*\*BEARINGS:**

DRIVE END: REFER TO NP  
 OPPOSITE DRIVE END: REFER TO NP

**EFFICIENCY**

FULL LOAD: 85.2  
 3/4 LOAD: 85.0  
 1/2 LOAD: 81.9

**POWER FACTOR**

FULL LOAD: 72.9  
 3/4 LOAD: 65.3  
 1/2 LOAD: 52.8

ALL CHARACTERISTICS ARE AVERAGE EXPECTED VALUES BASED UPON RATED VOLTAGE,  
 FREQUENCY AND SINEWAVE POWER INPUT.

THE DECLARED LOCKED ROTOR CURRENT HAS A TOLERANCE OF 20%.

\* TEMPERATURE RISE WILL BE CONSISTENT WITH INSULATION, AMBIENT AND SERVICE FACTOR AS  
 DEFINED BY NEMA-MG-12 OR -20.

\*\* BEARINGS ARE THE ONLY RECOMMENDED SPARE PART(S).

**CERTIFIED BY:** Zichao Xie

**DATE:** 10/17/2019



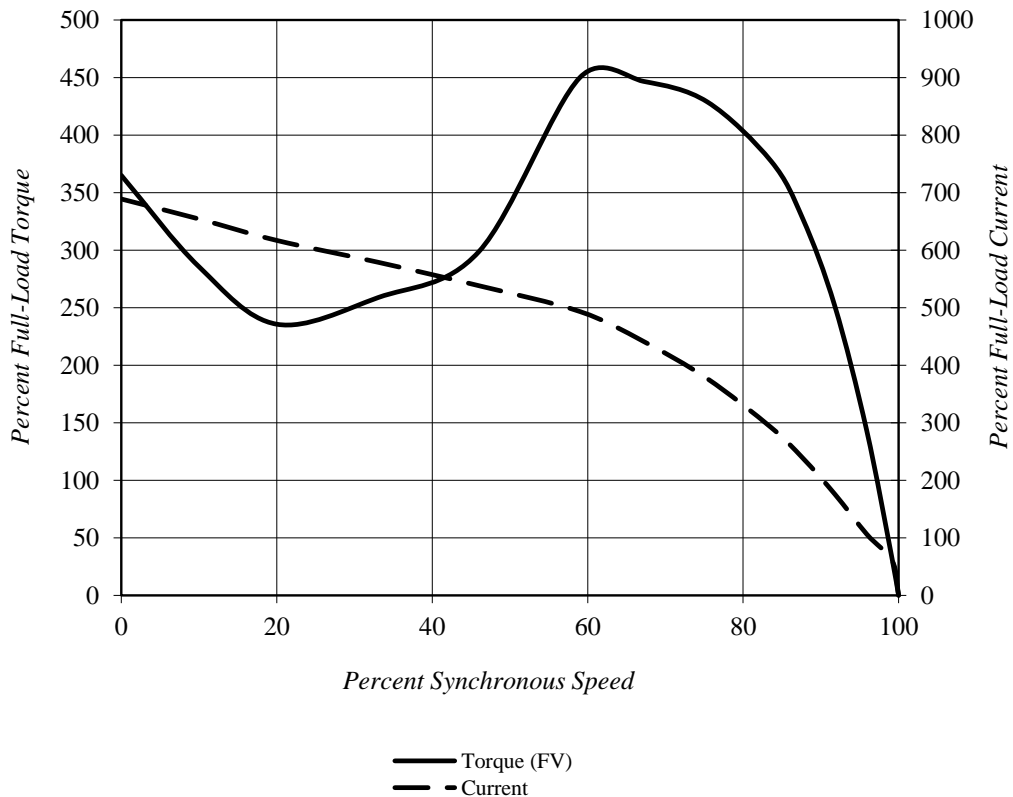
# TOSHIBA INTERNATIONAL CORPORATION

## Speed Torque/Current Curve

<b>Model #:</b>	X754SDMV7JS-P			<b>FLAmps:</b>	3.1/1.8
<b>Enclosure:</b>	TEFC	<b>Voltage:</b>	220/380 V	<b>Frame:</b>	80M
<b>Pole:</b>	4	<b>Frequency:</b>	3 PH / 50 Hz	<b>Ins. Class:</b>	F
<b>KW:</b>	0.75	<b>Rotor Inertia:</b>	0.11 lb-ft <sup>2</sup>	<b>Date:</b>	10/17/2019
<b>FLRPM:</b>	1435	<b>Load Inertia:</b>	N/A	<b>File:</b>	H4X75 (0.75kW)

<b>Locked Rotor Amps:</b>	21/12.4 A	<b>Load Type:</b>	N/A
<b>Locked Rotor Torque:</b>	365%	<b>Starting at:</b>	N/A
<b>Breakdown Torque:</b>	229%	<b>Accel. Time:</b>	N/A
<b>Rated Torque:</b>	3.7 lb-ft		

### Design Values



**Comments:** PROJECT -  
 \_\_\_\_\_  
 \_\_\_\_\_  
 \_\_\_\_\_

**D.E. Curve #:** H4X75 (0.75kW)

**Prepared by:** Zichao Xie

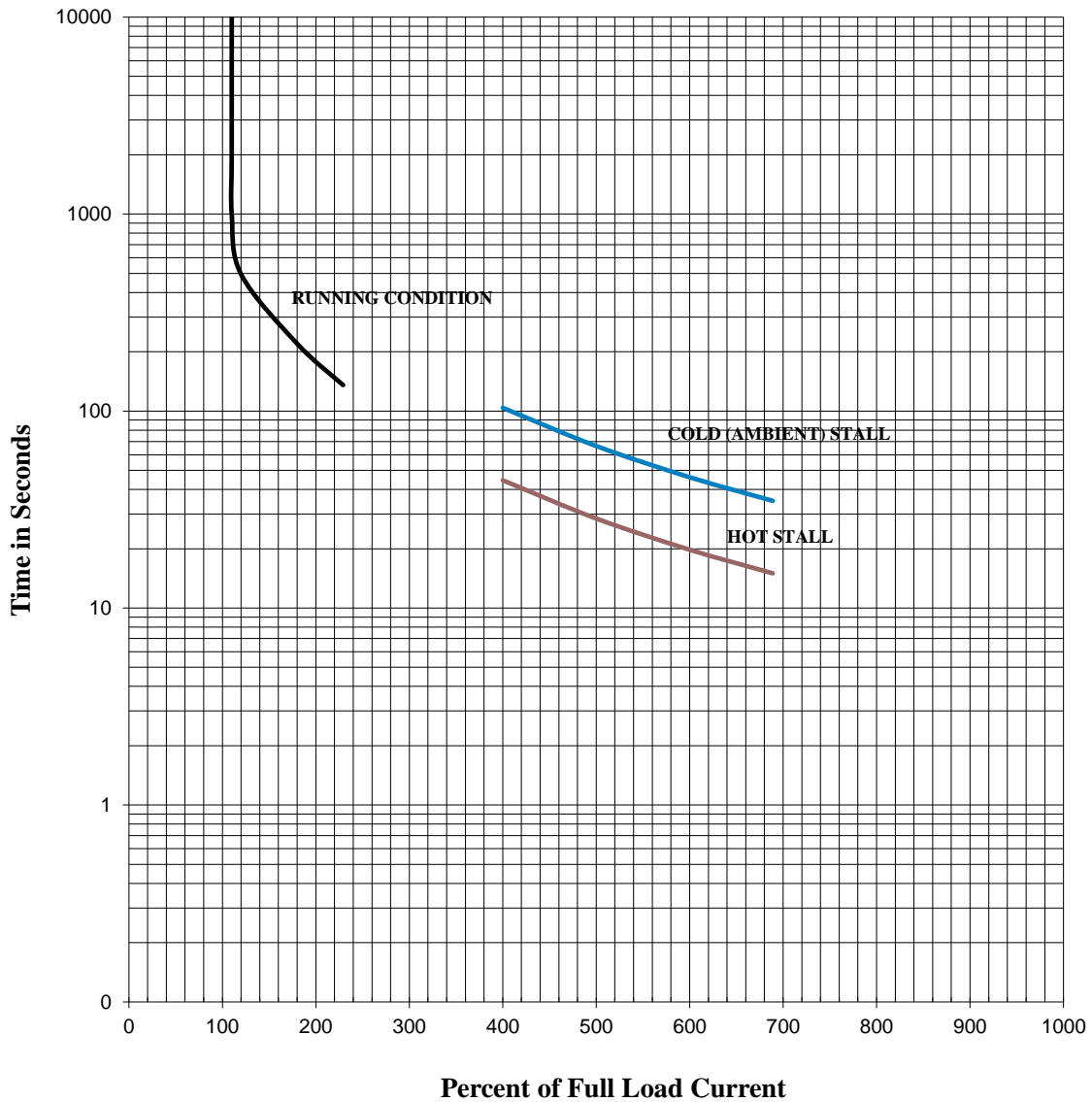
**Checked by:**

# TOSHIBA INTERNATIONAL CORPORATION

## Thermal Limit & Acceleration Curves

*Design Values (For Reference Only)*

<b>Model #:</b>	X754SDMV7JS-P			<b>FLAmps:</b>	3.1/1.8
<b>Enclosure:</b>	TEFC	<b>Voltage:</b>	220/380 V	<b>Frame:</b>	80M
<b>Pole:</b>	4	<b>Frequency:</b>	3 PH / 50 Hz	<b>Ins. Class:</b>	F
<b>KW:</b>	0.75	<b>Rotor Inertia:</b>	0.11 lb-ft <sup>2</sup>	<b>Date:</b>	10/17/2019
<b>FLRPM:</b>	1435	<b>Load Inertia:</b>	N/A	<b>File:</b>	H4X75 (0.75kW)



**Comments:** PROJECT \_\_\_\_\_  
 \_\_\_\_\_  
 \_\_\_\_\_

**D.E. Curve #:** H4X75 (0.75kW)

**Prepared by:** Zichao Xie

**Checked by:** \_\_\_\_\_

**TOSHIBA INTERNATIONAL CORPORATION**  
**Industrial Division / Houston Motor Plant**

**SQUIRREL CAGE INDUCTION MOTOR**  
**PERFORMANCE SPECIFICATIONS**

INDEX	MPCF-1033
SHEET NO.	1 of 1
ISSUED	7/31/13
SUPERSEDES	11/8/96
REVISION	2
WRITTEN BY	MDC
APPROVED BY	PAA

CUSTOMER: -  
TIC SR No.: -

**MOTOR NAMEPLATE DATA**

H.P.: 1	VOLTS: 460	3 PH / 60 Hz	S. RPM: 1800
FRAME: 80M	ENCL: TEFC	FLAMPS: 1.6	FLRPM: 1750
FORM: FBKL1	S.F.: 1.15	NEMA DESIGN: B	INSUL CLASS: F
TYPE: IKH	AMB.: 40°C	CODE: N	DUTY: Cont.
MODEL No.: X754SDMV7JS-P		kW: 0.75	
NOM. EFF.: 85.5	MIN. EFF.: -	P.F.: 66.0	

**AMPERAGE**

LOCKED ROTOR: 14.2

**TORQUES**

FULL LOAD (lb-ft.): 3.0  
 LOCKED ROTOR (%): 430  
 BREAK DOWN (%): 545

**\*\*BEARINGS:**

DRIVE END: REFER TO NP  
 OPPOSITE DRIVE END: REFER TO NP

**EFFICIENCY**

FULL LOAD: 86.9  
 3/4 LOAD: 85.3  
 1/2 LOAD: 80.7

**POWER FACTOR**

FULL LOAD: 66.0  
 3/4 LOAD: 57.5  
 1/2 LOAD: 45.3

ALL CHARACTERISTICS ARE AVERAGE EXPECTED VALUES BASED UPON RATED VOLTAGE,  
 FREQUENCY AND SINEWAVE POWER INPUT.

THE DECLARED LOCKED ROTOR CURRENT HAS A TOLERANCE OF 20%.

\* TEMPERATURE RISE WILL BE CONSISTENT WITH INSULATION, AMBIENT AND SERVICE FACTOR AS  
 DEFINED BY NEMA-MG-12 OR -20.

\*\* BEARINGS ARE THE ONLY RECOMMENDED SPARE PART(S).

**CERTIFIED BY:** Zichao Xie

**DATE:** 10/17/2019

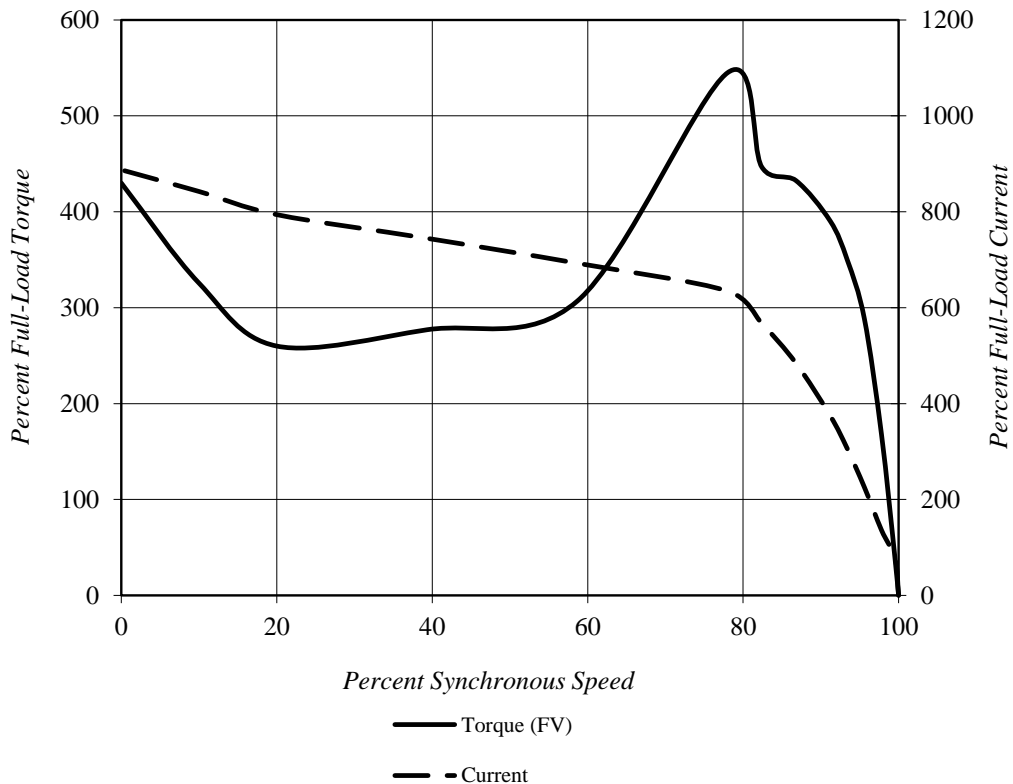
# TOSHIBA INTERNATIONAL CORPORATION

## Speed Torque/Current Curve

<b>Model #:</b>	X754SDMV7JS-P			<b>FLAmps:</b>	1.6
<b>Enclosure:</b>	TEFC	<b>Voltage:</b>	460 V	<b>Frame:</b>	80M
<b>Pole:</b>	4	<b>Frequency:</b>	3 PH / 60 Hz	<b>Ins. Class:</b>	F
<b>HP:</b>	1	<b>Rotor Inertia:</b>	0.11 lb-ft <sup>2</sup>	<b>Date:</b>	10/17/2019
<b>FLRPM:</b>	1750	<b>Load Inertia:</b>	N/A	<b>File:</b>	H4X75 (0.75kW)

<b>Locked Rotor Amps:</b>	14.2 A	<b>Load Type:</b>	N/A
<b>Locked Rotor Torque:</b>	430%	<b>Starting at:</b>	N/A
<b>Breakdown Torque:</b>	545%	<b>Accel. Time:</b>	N/A
<b>Rated Torque:</b>	3 lb-ft		

### *Design Values*



**Comments:** PROJECT -  
 \_\_\_\_\_  
 \_\_\_\_\_  
 \_\_\_\_\_

**D.E. Curve #:** H4X75 (0.75kW)

**Prepared by:** Zichao Xie

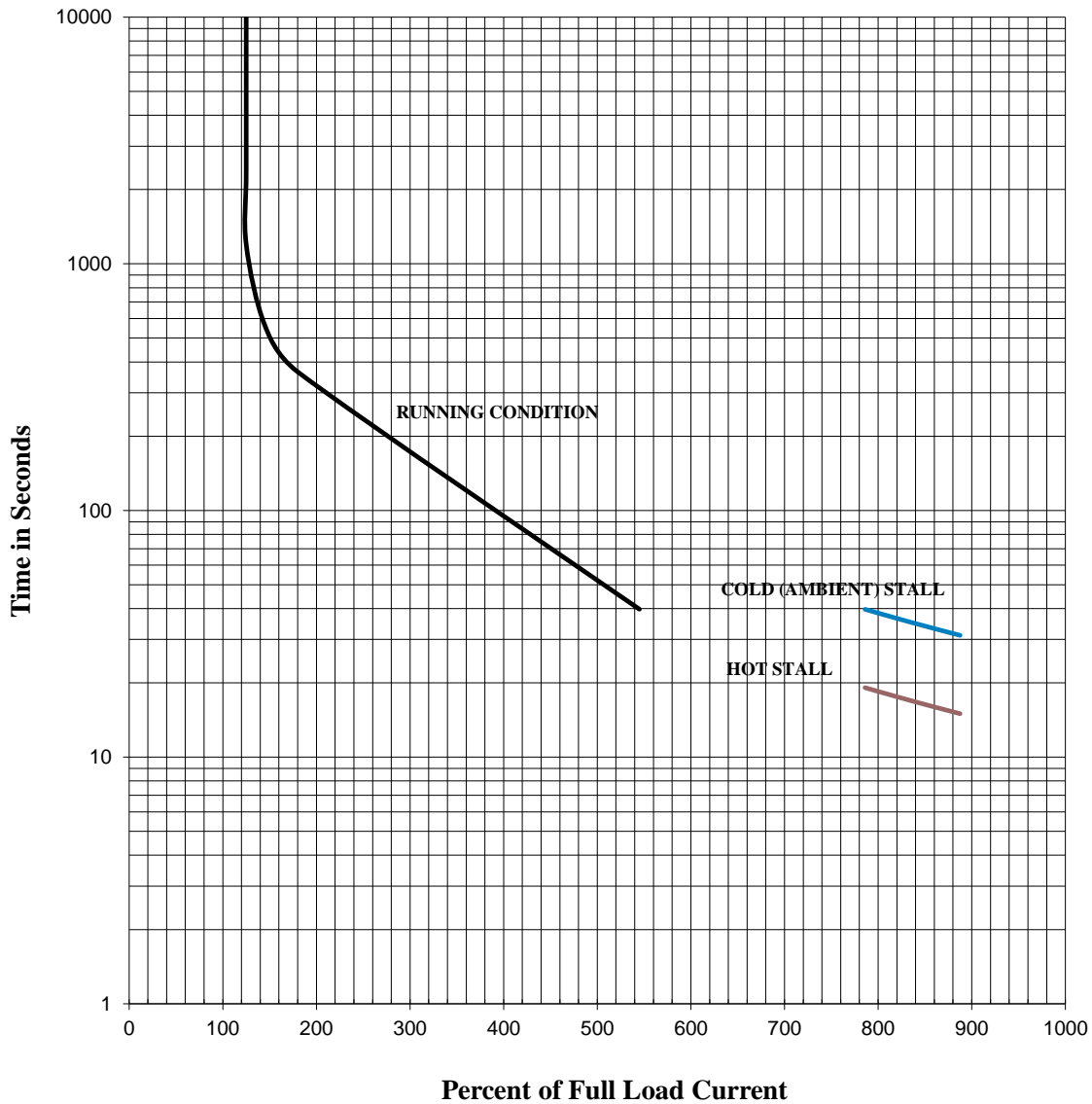
**Checked by:**

# TOSHIBA INTERNATIONAL CORPORATION

## Thermal Limit & Acceleration Curves

*Design Values (For Reference Only)*

<b>Model #:</b>	X754SDMV7JS-P			<b>FLAmps:</b>	1.6
<b>Enclosure:</b>	TEFC	<b>Voltage:</b>	460 V	<b>Frame:</b>	80M
<b>Pole:</b>	4	<b>Frequency:</b>	3 PH / 60 Hz	<b>Ins. Class:</b>	F
<b>HP:</b>	1	<b>Rotor Inertia:</b>	0.11 lb-ft <sup>2</sup>	<b>Date:</b>	10/17/2019
<b>FLRPM:</b>	1750	<b>Load Inertia:</b>	N/A	<b>File:</b>	H4X75 (0.75kW)



**Comments:** PROJECT -  
 \_\_\_\_\_  
 \_\_\_\_\_  
 \_\_\_\_\_

**D.E. Curve #:** H4X75 (0.75kW)

**Prepared by:** Zichao Xie

**Checked by:**